

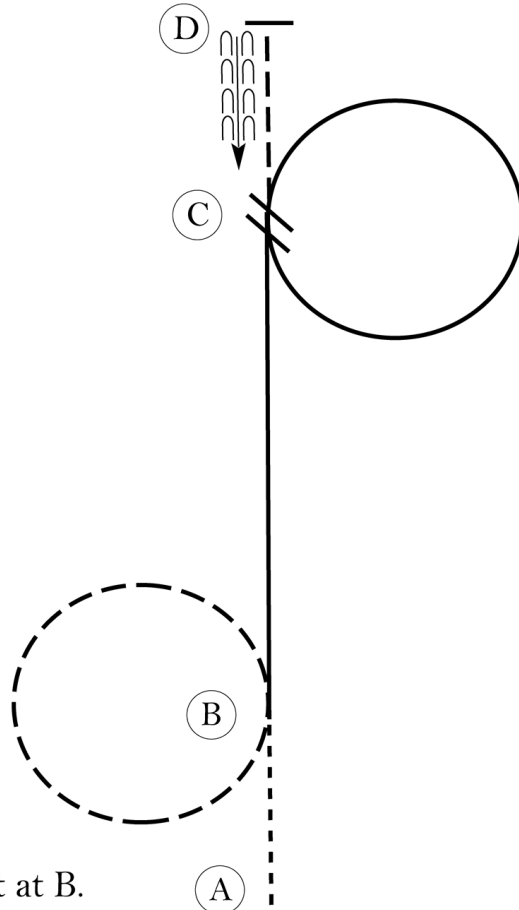
November Virtual Show

Youth and Adult Equitation Pattern (35,36)

Show Date:

www.HorseShowPatterns.com

www.HorseShowPatterns.com



Be ready before A.

1. Walk A to B.
2. Posting trot a circle to the left at B.
3. Canter on the left lead to C.
4. Perform a simple lead change at C.
5. Canter a circle to the right at C.
6. Posting trot on the left diagonal to D.
7. Stop at D and back approximately one horse length.

Follow the instructions of your ring steward.

Walk
Trot	- - - - -
Extended Trot	- - - - -
Canter	—————
Leg Yield	
Lead Change	//////
Back	←←←←←
Marker	⊙
Sidepass	↙ — — ↘
Hand Gallop	———

[HSE/2-42]

Pattern Provided by:

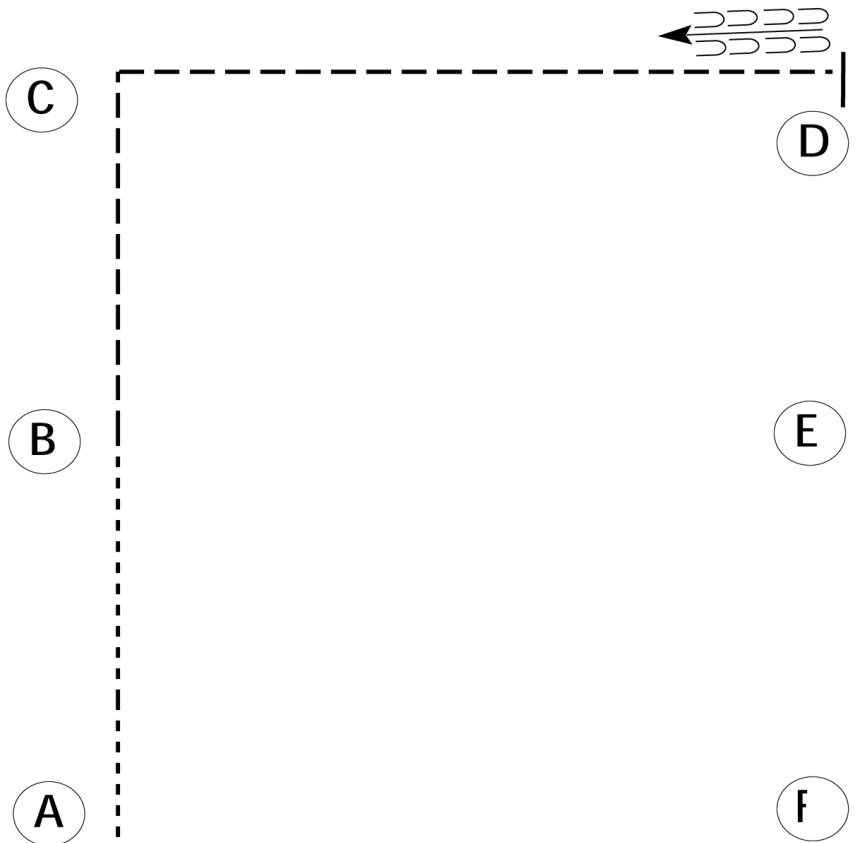
November Virtual Show

Leadline Equitation Pattern (37)

Show Date:

w w w . H o r s e S h o w P a t t e r n s . c o m

w w w . H o r s e S h o w P a t t e r n s . c o m



Be ready at A.

1. Walk A to B.
2. Jog to C.
3. At C, turn right and continue to jog to D.
4. Stop at D and back approximately one horse length.

Follow the instructions of your ring steward.

Walk	-----
Jog	- - - - -
Extended Jog	- - - - -
Lope	—————
Leg Yield	
Lead Change	— / —
Back	← — — — —
Marker	(B)
Sidepass	← — — — — →

[WH/WT-64]

Pattern Provided by:

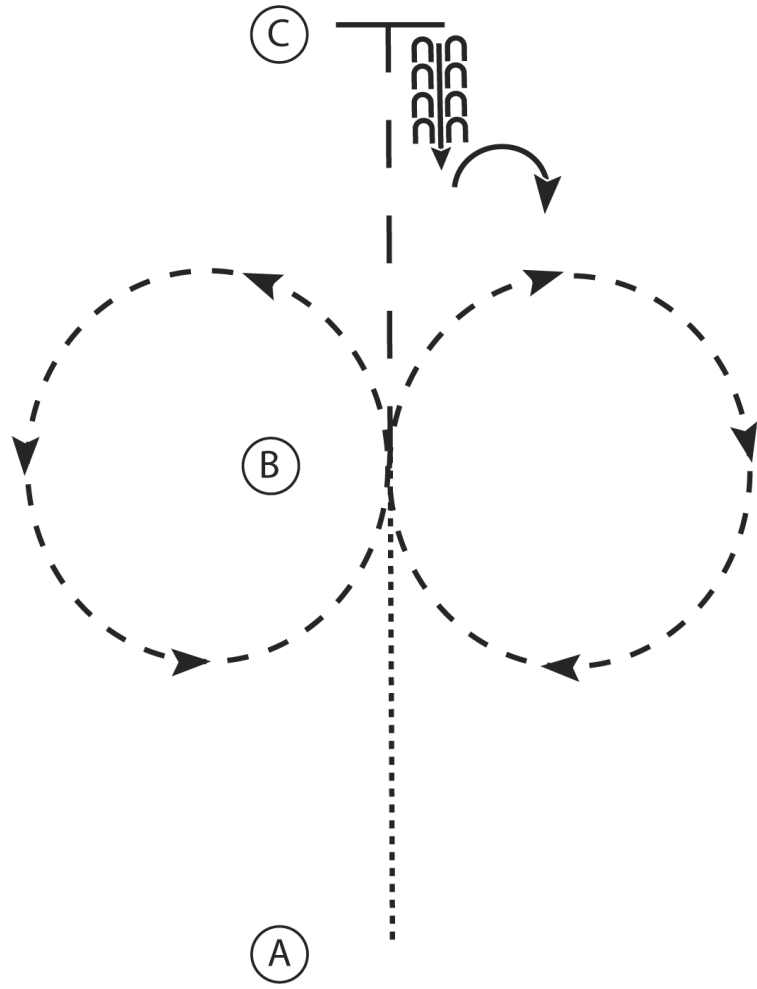
November Virtual Show

All Walk/Trot Equitation Pattern (31,32,33,34)

Show Date:

w w w . H o r s e S h o w P a t t e r n s . c o m

w w w . H o r s e S h o w P a t t e r n s . c o m



1. Walk A to B
2. Sitting trot circle to the right
3. Posting trot circle to the left
4. At B extend the trot to C
5. Stop at C and back 4 steps
6. Perform a 90 degree turn to the right

Walk
Trot	- - - - -
Extended Trot	- - - - -
Canter	—————
Leg Yield	
Lead Change	↙ ↘
Back	←←←←←
Marker	⊙ B
Sidepass	← - - - - →

[HSE/WT-1]

Pattern Provided by:

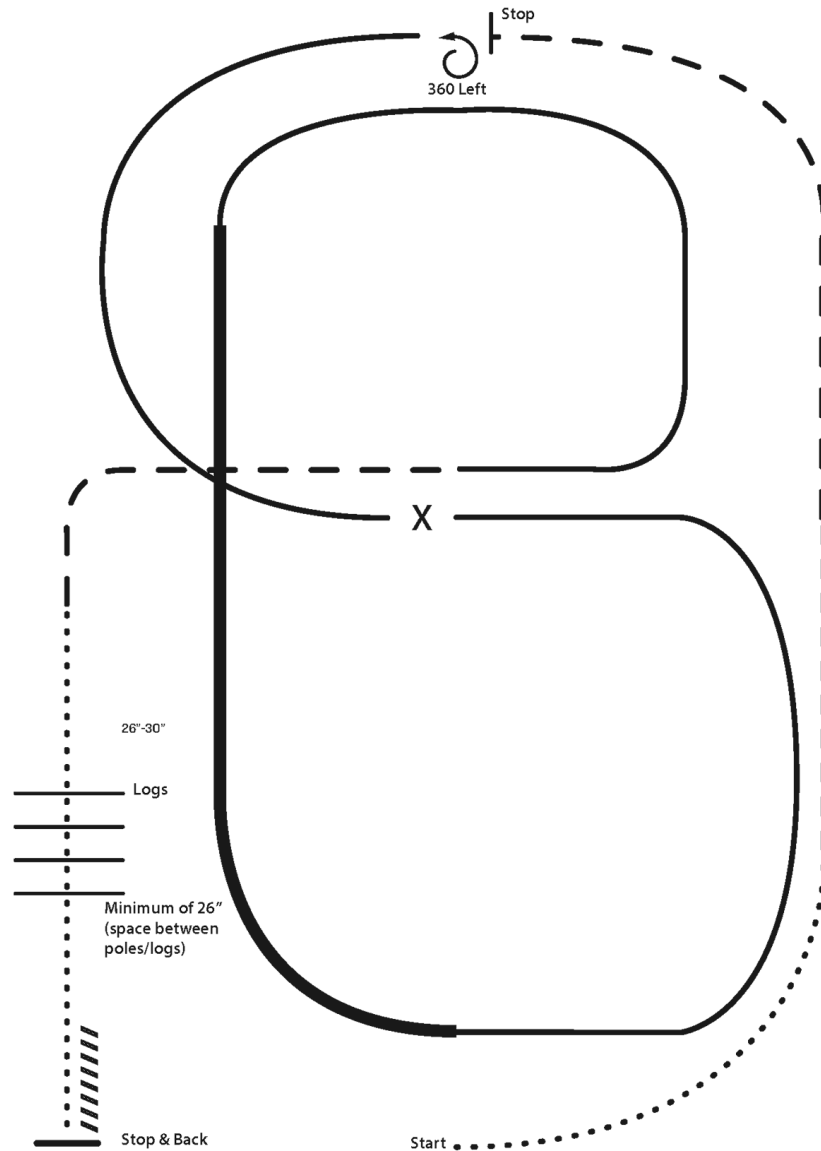
November Virtual Show

Ranch Riding (53)

Show Date:

www.HorseShowPatterns.com

www.HorseShowPatterns.com



- X Lead Change
- Walk
- - - Trot
- - - Ext Trot
- — — Lope
- — — Ext Lope
- /////// Back

1. Walk
2. Trot
3. Extend the trot, at the top of the arena ,stop
4. 360 degree turn to the left
5. Left lead 1/2 circle, lope to the center
6. Change leads (simple or flying)
7. Right lead 1/2 circle
8. Extended lope up the long side of the arena (right lead)
9. Collect back to a lope around the top of the arena and back to center
10. Break down to an extended trot
11. Walk over logs
12. Stop and back

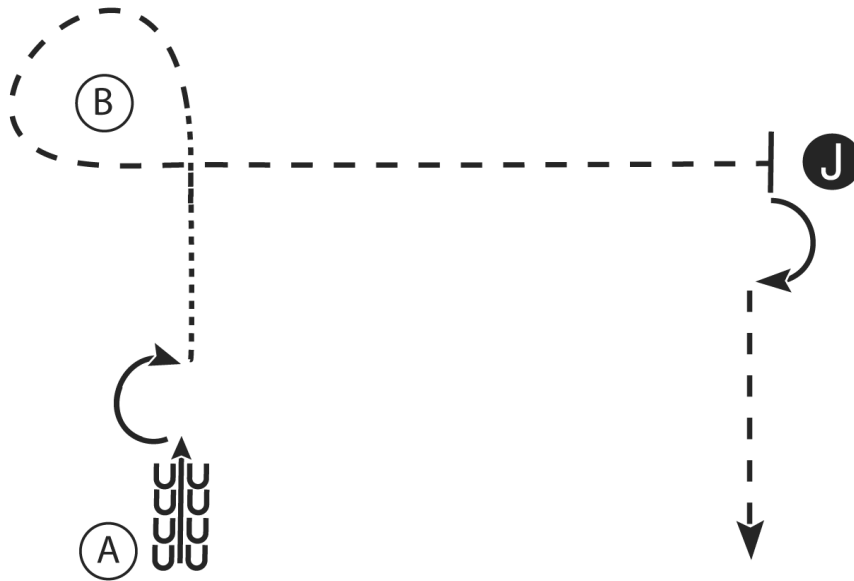
[RR/AQHA-1]

Pattern Provided by:

November Virtual Show

All Walk/Trot Showmanship (11,12,13,14,15)

Show Date:



1. At A back 4 steps
2. Perform a 180 degree turn
3. Walk to B
4. At B trot around B and to the judge, set up for inspection
5. When dismissed perform a 90 degree turn and trot straight away from the judge

Walk - - - - -

Trot - - - - -

Back ←

Marker (B)

Judge (J)

[S/2-1]

Pattern Provided by:

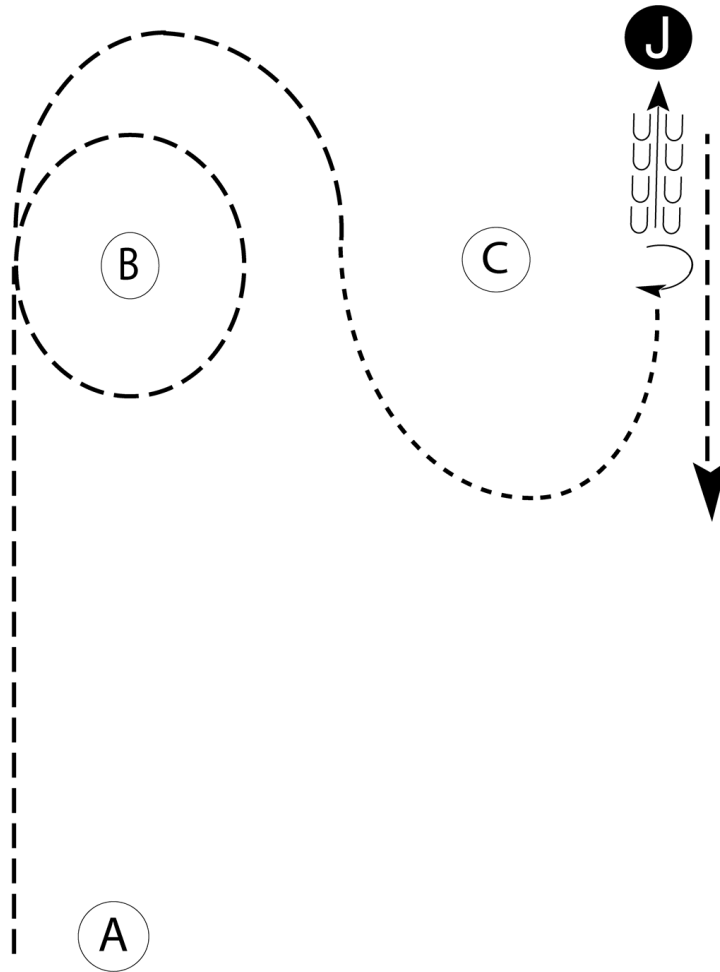
November Virtual Show

Youth and Adult Showmanship (16,17,18)

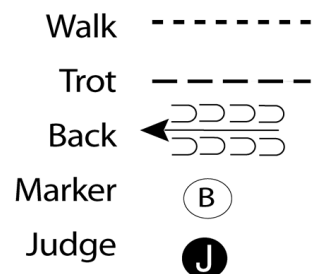
Show Date:

w w w . H o r s e S h o w P a t t e r n s . c o m

w w w . H o r s e S h o w P a t t e r n s . c o m



1. Trot from A to B.
2. Trot a circle around B.
3. Trot to C. At C walk until even with C.
4. Perform a 180 degree turn and back to the Judge.
5. Set up for inspection. When dismissed trot straight away from the Judge and follow the instructions of your ring steward.



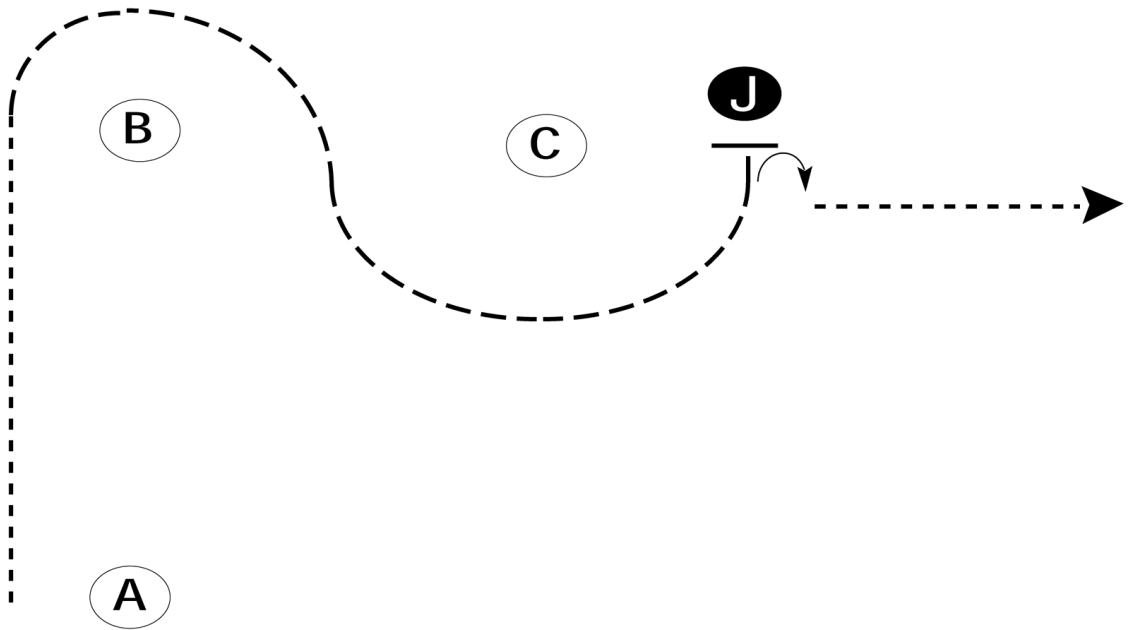
[S/3-17]

Pattern Provided by:

November Virtual Show

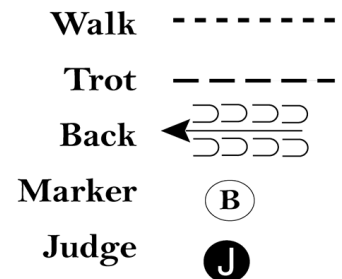
Leadline Showmanship (19)

Show Date:



Be ready at A.

1. Walk from A to B.
2. Trot from B, around C and to judge.
3. Stop and set up for inspection.
4. When dismissed, perform a 90 degree turn.
5. Walk straight away from the judge.
6. Follow the instructions of your ring steward.



[S/WT-19]

Pattern Provided by: