

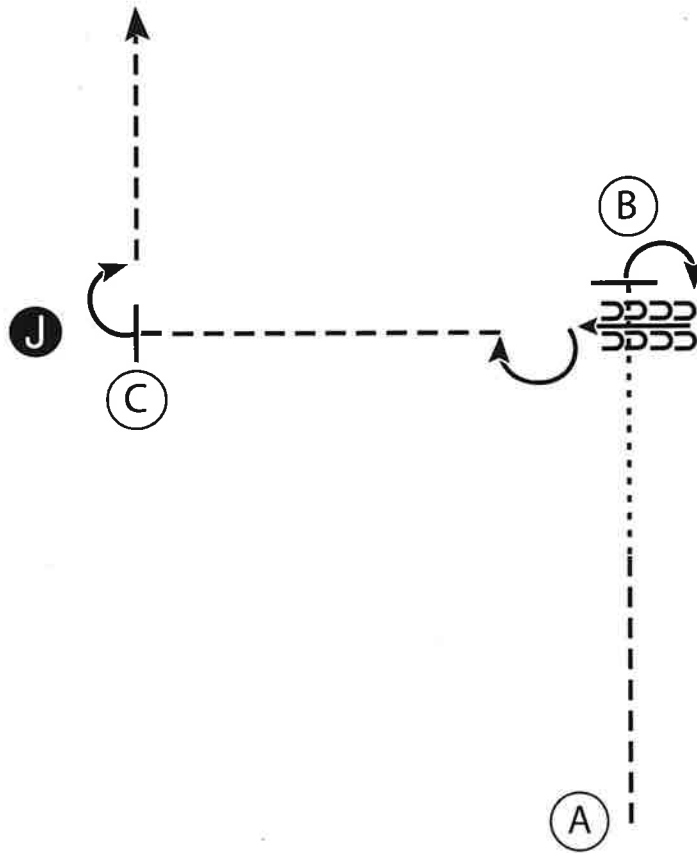
CVHS November Virtual Show

All Walk/Trot Showmanship (17,18,19,20,21,22,27)


Show Date: 11/01/2024

w w w . H o r s e S h o w P a t t e r n s . c o m

w w w . H o r s e S h o w P a t t e r n s . c o m



1. Trot from A half way to B.
2. Break to walk and walk to B.
3. Stop and perform a 90 degree turn.
4. Back four steps and perform a 180 degree turn.
5. Trot to C. Stop and set up for inspection.
6. When dismissed perform a 90 degree turn.
7. Trot to line-up.

Walk
Trot - - - - -
Back ← 
Marker (B)
Judge (J)

[S/3-9]

Pattern Provided by:

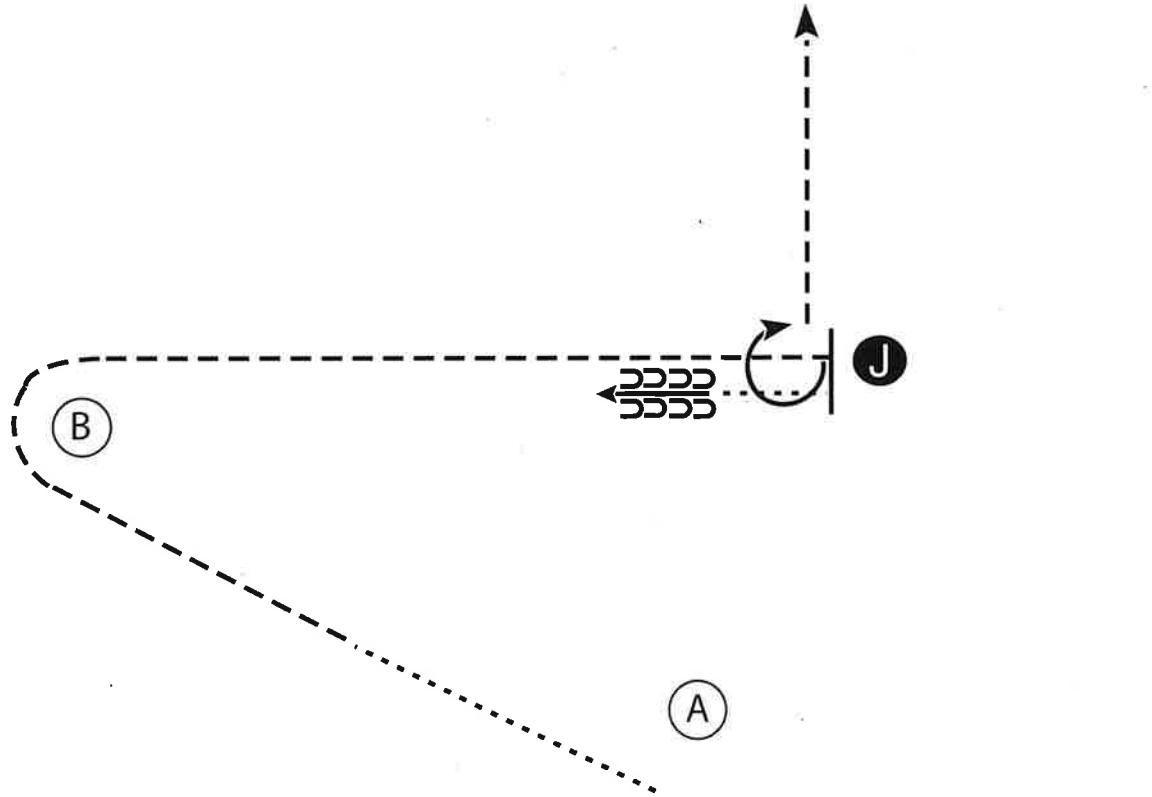
CVHS November Virtual Show

Youth/Adult/Open Showmanship (15,16,23,24,25,26)

Show Date: 11/01/2024

www.HorseShowPatterns.com

www.HorseShowPatterns.com



1. Walk half way from A to B.
2. Trot around B to the Judge.
3. Stop and back four steps.
4. Walk to Judge and set up for inspection.
5. When dismissed perform a 270 degree turn and trot to line-up.

Walk
Trot - - - - -
Back ← [Backward Step Symbol]
Marker (B)
Judge (J)

[S/2-12]

Pattern Provided by:

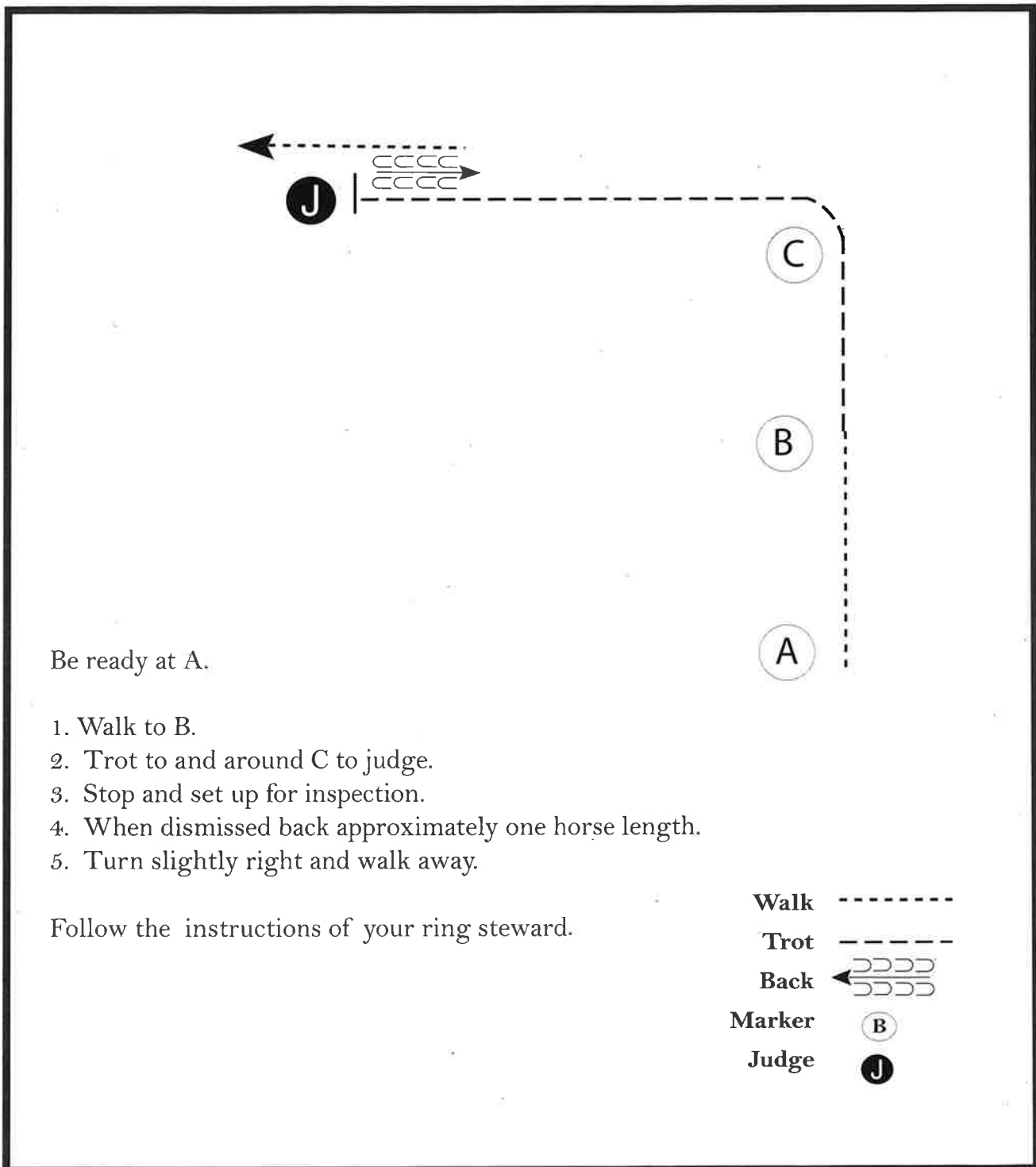
CVHS November Virtual Show

Leadline Showmanship (28)

Show Date: 11/01/2024

w w w . H o r s e S h o w P a t t e r n s . c o m

w w w . H o r s e S h o w P a t t e r n s . c o m



[SWT-39]

Pattern Provided by:

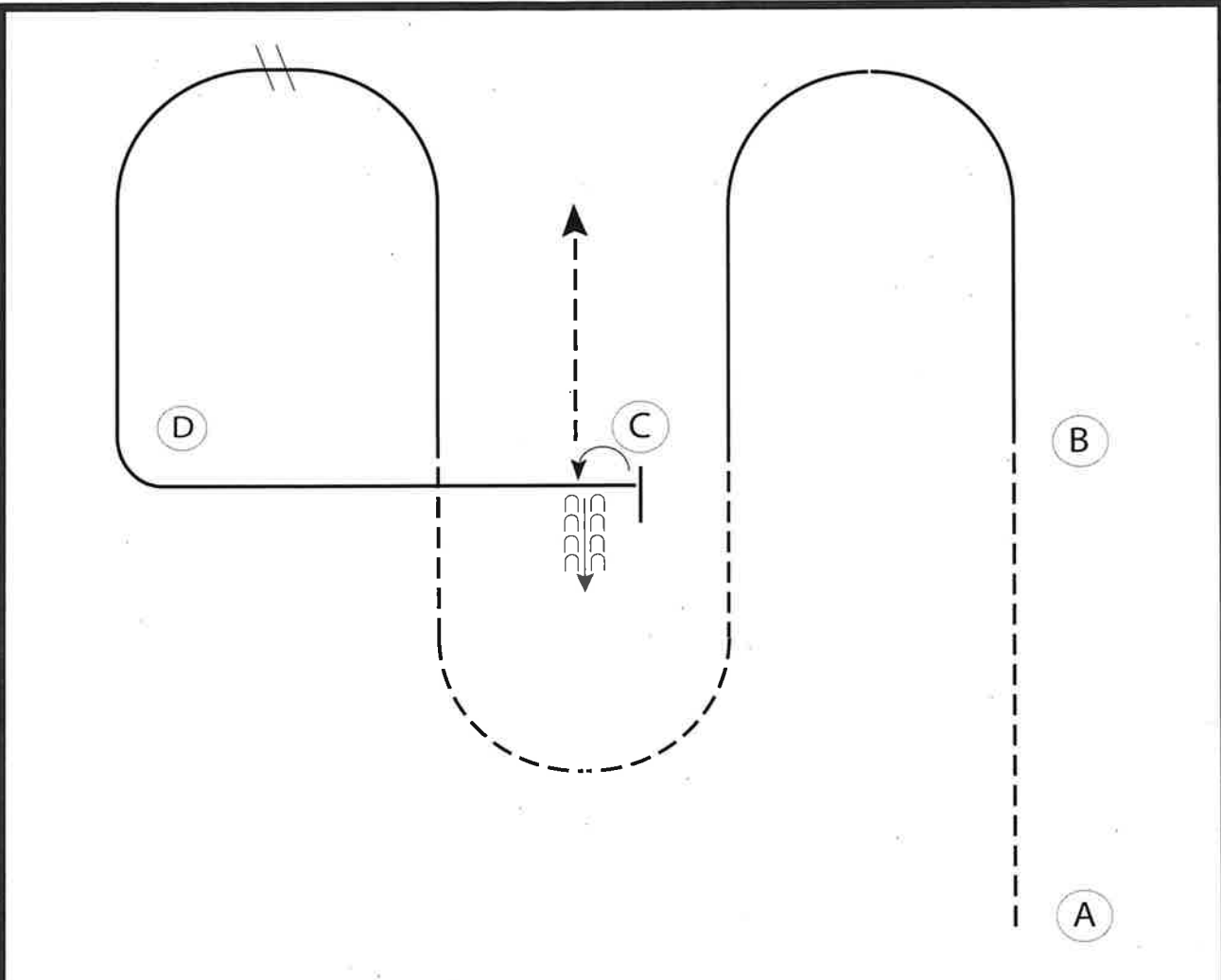
CVHS November Virtual Show

Youth/Adult/Open Eq Pattern (41,42,49,50,51,52)

Show Date: 11/01/2024

w w w . H o r s e S h o w P a t t e r n s . c o m

w w w . H o r s e S h o w P a t t e r n s . c o m



1. Posting trot from A to B on the right diagonal
2. Canter on the left lead from B to C
3. Sitting trot in a half-circle from C until even with C
4. Canter left lead in a half circle. Halfway to D perform a simple or flying change of lead
5. Counter canter around D to C
6. At C stop and perform a 90 degree turn on the forehand to the left
7. Back one horse length and trot to the exit

Walk	-----
Trot	- - - - -
Extended Trot	-----
Canter	=====
Leg Yield	
Lead Change	/
Back	← C C C C C
Marker	(B)
Sidepass	← - - - - - →
Hand Gallop	-----

[HSE/3-30]

Pattern Provided by:

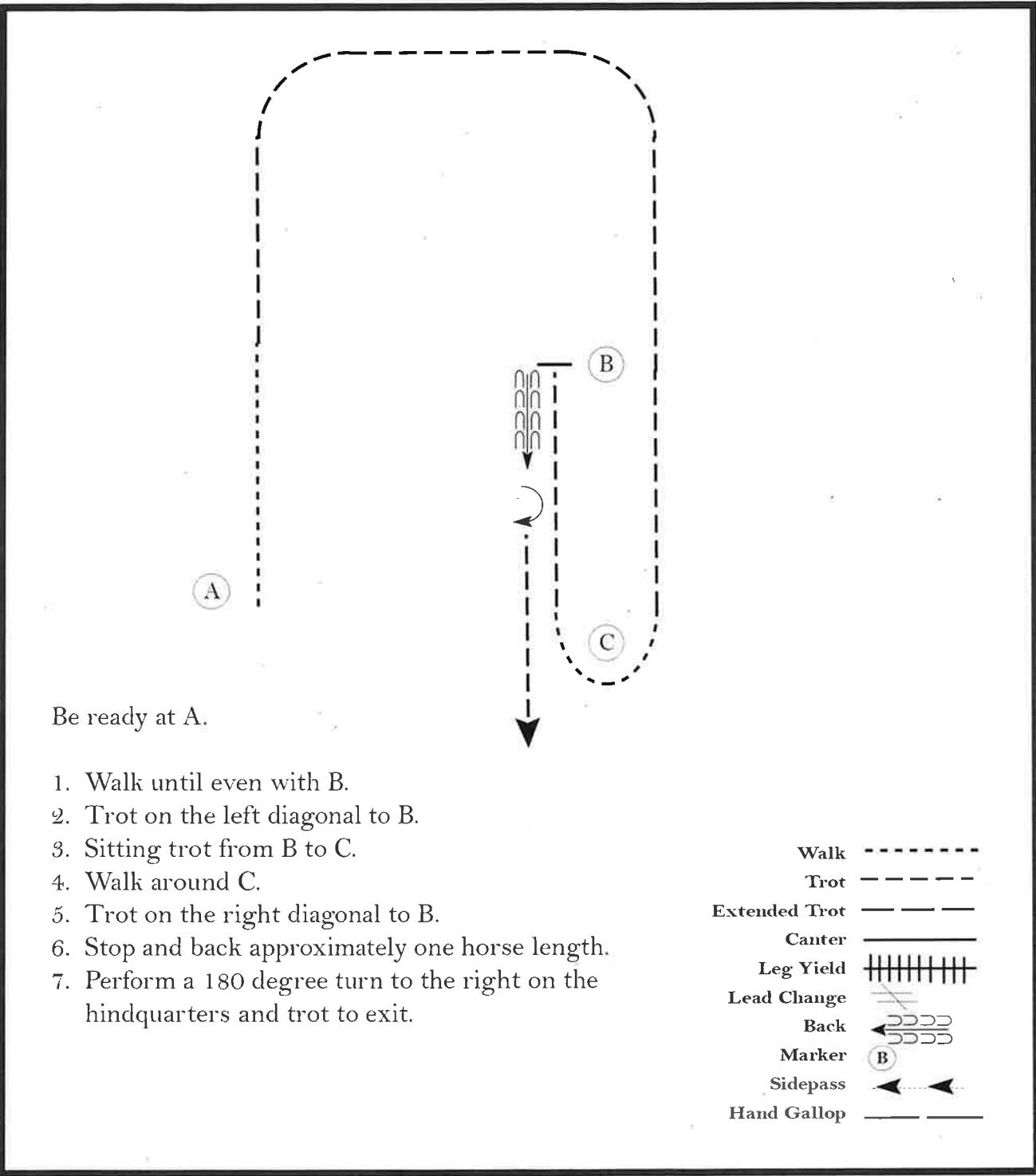
CVHS November Virtual Show

All Walk/Trot Eq Pattern (43,44,45,46,47,48,53)

Show Date: 11/01/2024

www.HorseShowPatterns.com

www.HorseShowPatterns.com



[HSE/WT-38]

Pattern Provided by:

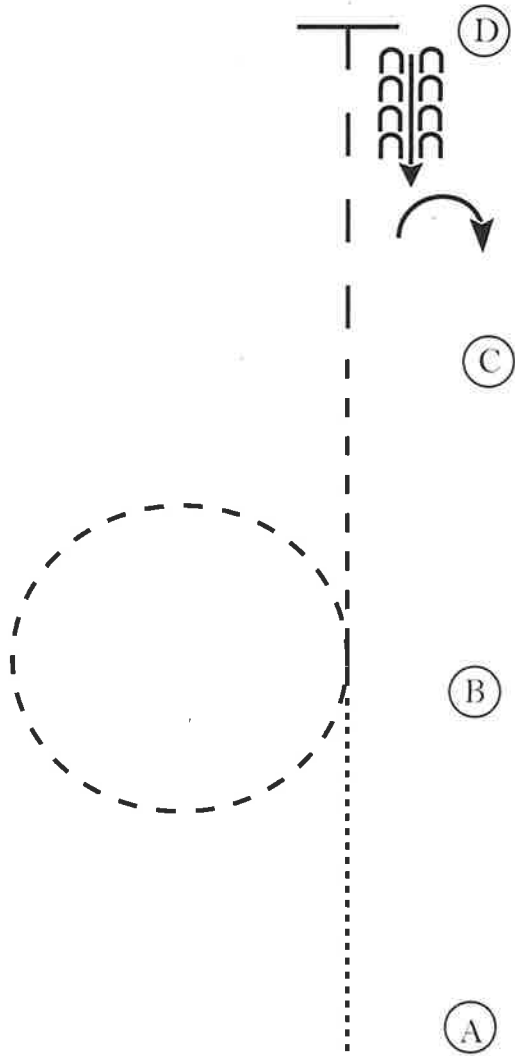
CVHS November Virtual Show

Leadline Eq Pattern (54)

Show Date: 11/01/2024

www.HorseShowPatterns.com

www.HorseShowPatterns.com



1. Walk A to B.
2. At B jog.
3. Jog a circle at B and continue to C.
4. At C extend the jog to D.
5. At D stop and back 4 steps.
6. Turn 90 degrees to the right.

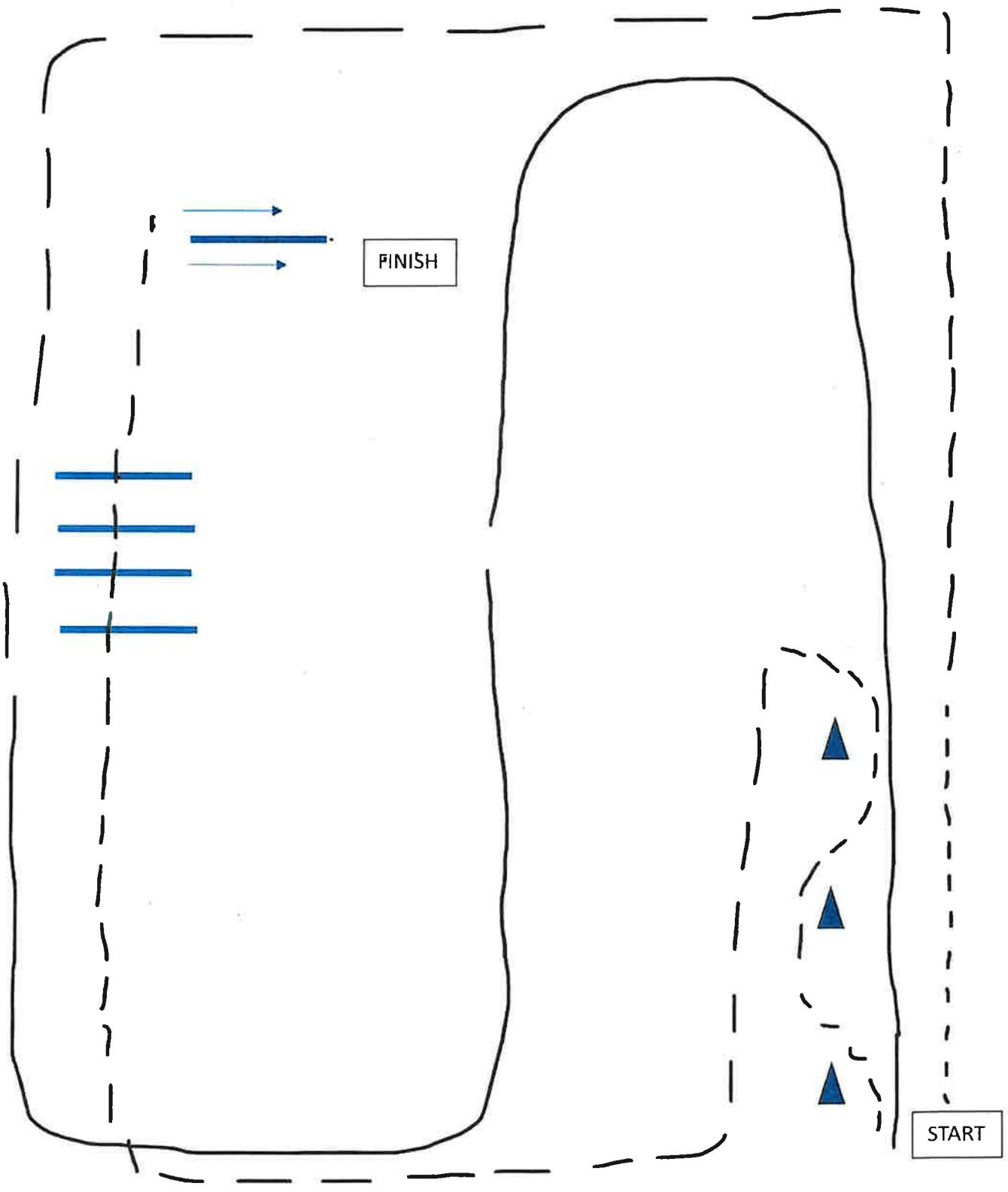
Walk
Jog	-----
Extended Jog	-----
Lope	—————
Leg Yield	
Lead Change	↘
Back	←←←←
Marker	(B)
Sidepass	←←←←

[WH/WT-11]

Pattern Provided by:

DISCIPLINED RAIL W/T/C CLASSES *Class #74*

Walk to third cone, trot to corner, extended trot to half way down the opposite rail ~ Halt ~ Canter/lope on left lead to center of ring ~ Halt ~ Canter/lope on right lead back to start ~ Back through cones as shown ~ trot to right and over ground poles ~ Halt at single pole ~ Sidepass right over pole. Finish.



DISCIPLINED RAIL WALK/TROT Class #75

Trot through cones as indicated on pattern (should be spaced around 12' apart) ~ continue trotting to the right and over the ground poles ~ extended trot/jog around arena to opposite rail ~ return to a trot/jog and trot/jog over poles ~ circle to the right and into the poles ~ Halt ~ back through the poles ~ Turn to the right and trot back through the cones as indicated ~ Halt ~ finish

