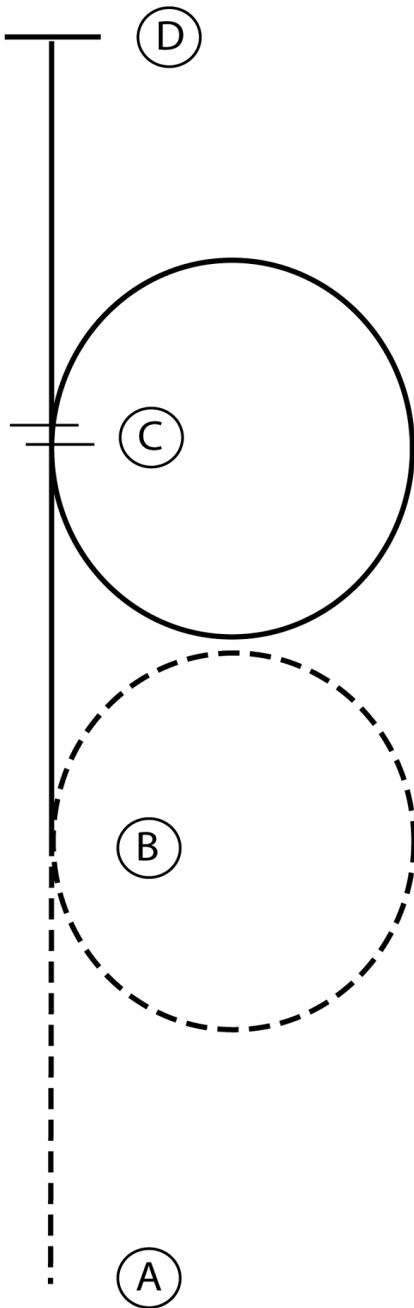


# October

## Youth & Adult Equitation Pattern

Show Date:



1. Sitting trot A to B
2. At B posting trot circle to the right around B on the left diagonal
3. At B canter on the right lead to and in a circle around C
4. At C perform a simple lead change and continue to D
5. Stop at D

Walk	.....
Trot	-----
Extended Trot	-----
Canter	—————
Leg Yield	
Lead Change	↘
Back	←←←←←
Marker	⊙
Sidepass	←-----→

[HSE/2-17]

Pattern Provided by:

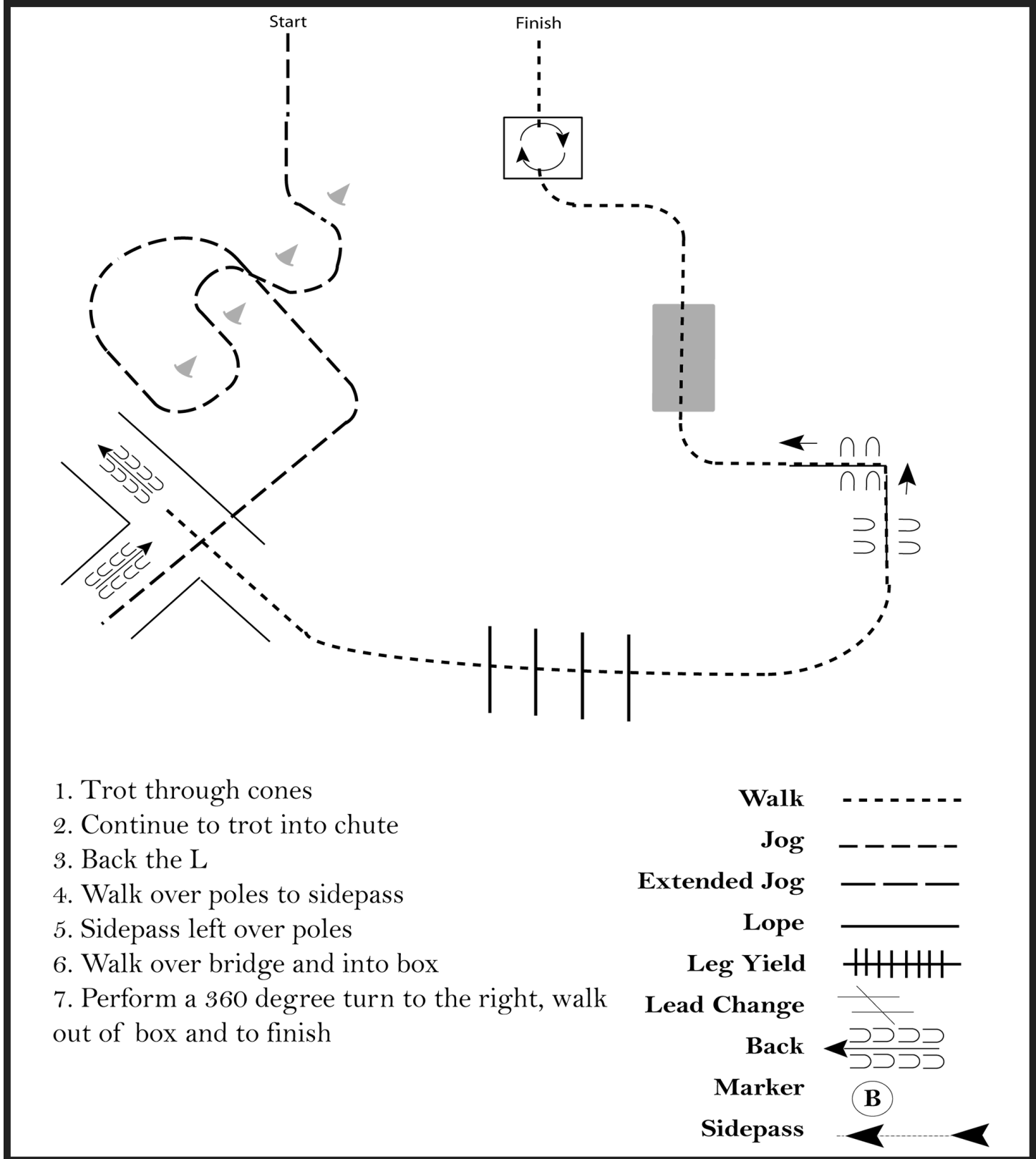
# October

## In Hand Trail

Show Date:

w w w . H o r s e S h o w P a t t e r n s . c o m

w w w . H o r s e S h o w P a t t e r n s . c o m



1. Trot through cones
2. Continue to trot into chute
3. Back the L
4. Walk over poles to sidepass
5. Sidepass left over poles
6. Walk over bridge and into box
7. Perform a 360 degree turn to the right, walk out of box and to finish

<b>Walk</b>	-----
<b>Jog</b>	- - - - -
<b>Extended Jog</b>	- - - - -
<b>Lope</b>	—————
<b>Leg Yield</b>	
<b>Lead Change</b>	///
<b>Back</b>	← U U U U U
<b>Marker</b>	ⓑ
<b>Sidepass</b>	←-----→

[T/1-3]

Pattern Provided by:

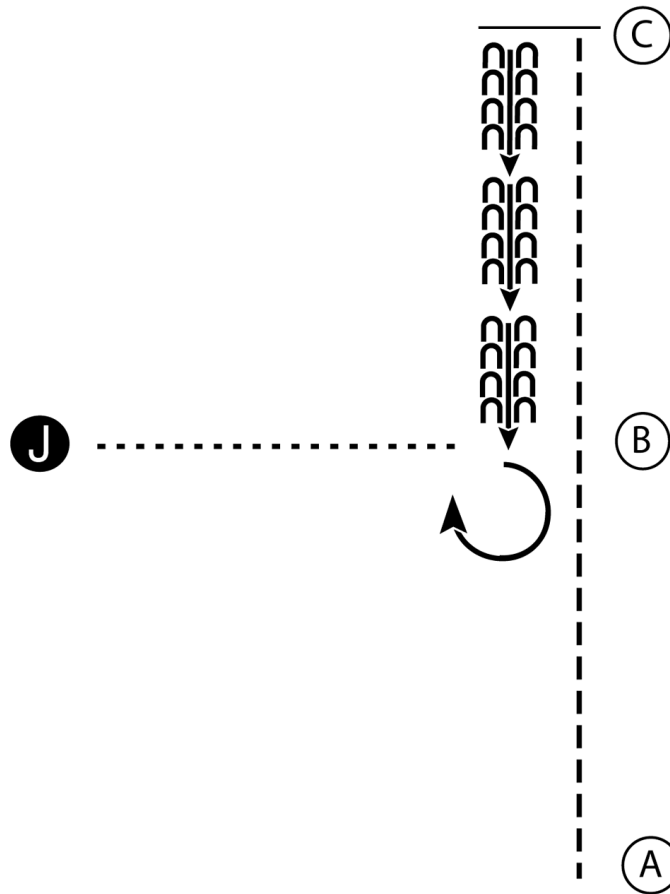
# October

## Walk/Trot Showmanship

Show Date:

w w w . H o r s e S h o w P a t t e r n s . c o m

w w w . H o r s e S h o w P a t t e r n s . c o m



1. Trot from A to C.
2. Stop at C.
3. Back to B.
4. Perform a 270 degree turn.
5. Walk to the judge and set up for inspection.
6. When dismissed walk to line-up.

Walk .....  
Trot - - - - -  
Back ← C C C C C  
Marker (B)  
Judge (J)

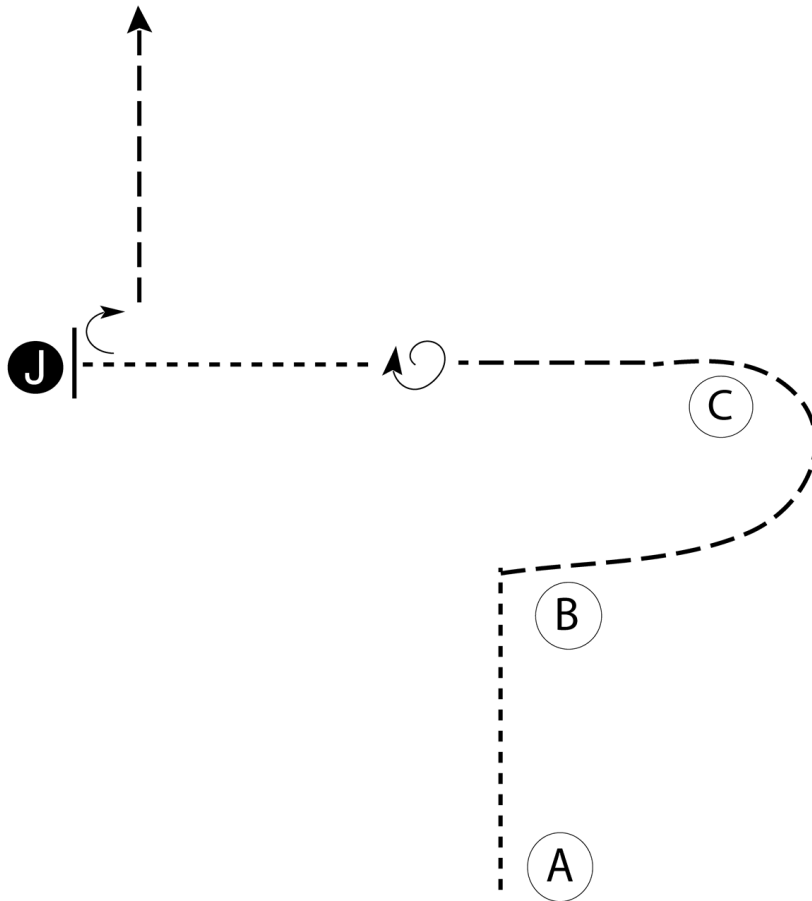
[S/1-3]

Pattern Provided by:

# October

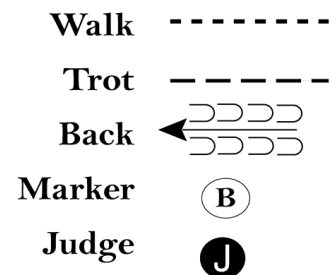
## Youth & Adult Showmanship

Show Date:



Be ready at A.

1. Walk to B.
2. Trot from B and around C as shown.
3. Halfway between C and the judge, stop and do a 360 degree turn.
4. Walk to judge and set up for inspection.
5. When dismissed, do a 90 degree turn and trot away.



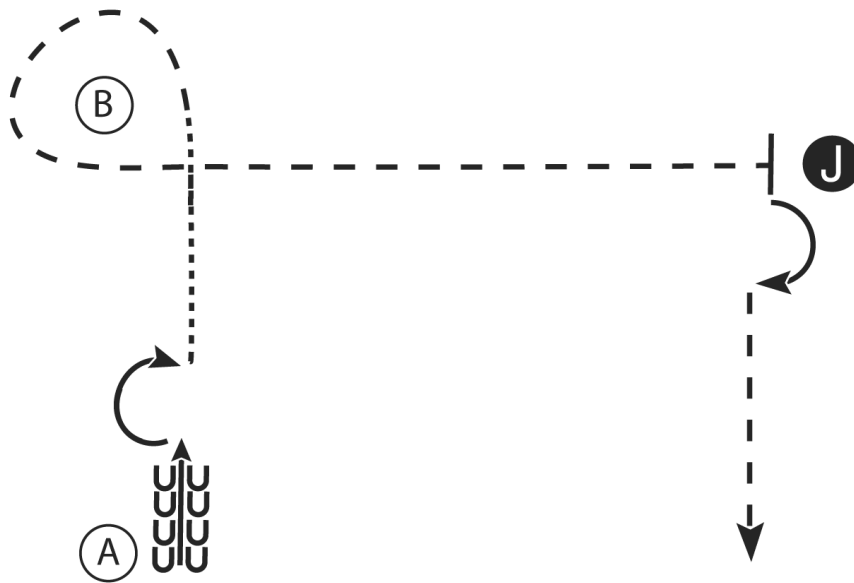
[S/2-21]

Pattern Provided by:

# October

## Walk/Trot Showmanship Championship

Show Date:



1. At A back 4 steps
2. Perform a 180 degree turn
3. Walk to B
4. At B trot around B and to the judge, set up for inspection
5. When dismissed perform a 90 degree turn and trot straight away from the judge

Walk - - - - -

Trot - - - - -

Back ← 

Marker (B)

Judge (J)

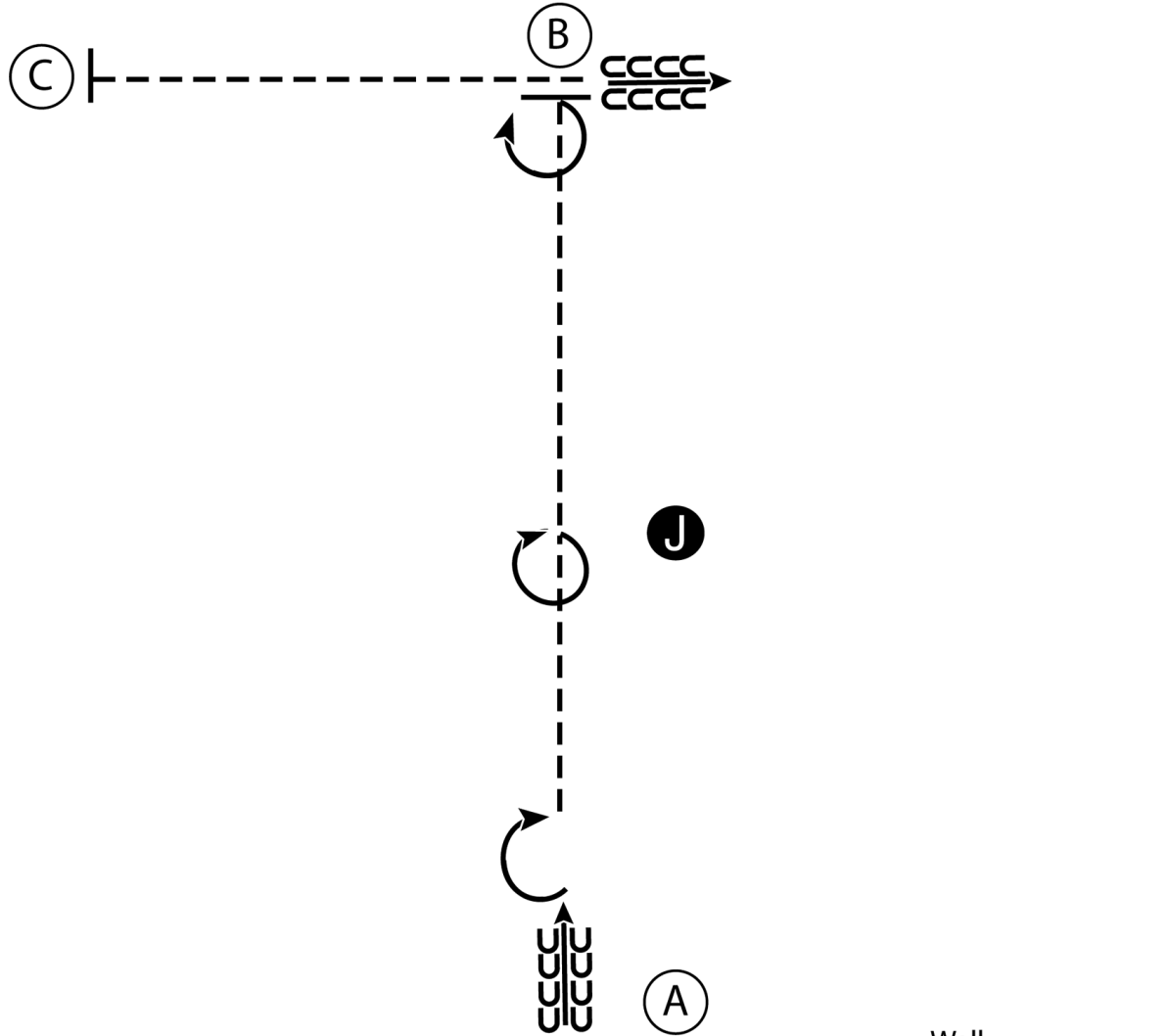
[S/2-1]

Pattern Provided by:

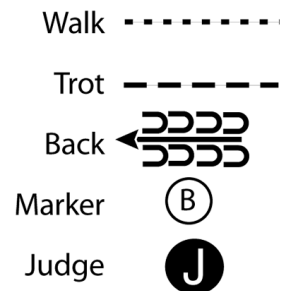
# October

## Youth & Adult Showmanship Championship

Show Date:



1. Begin facing away from the Judge. Back four steps.
2. Perform a 180 degree turn.
3. Trot to the Judge. Perform a 360 degree turn, stop and set up for inspection.
4. When dismissed trot to B.
5. Perform a 270 degree turn.
6. Back four steps and trot to C.
7. Stop and wait for instructions from the ring steward.



Pattern Provided by:

[S/3-12]

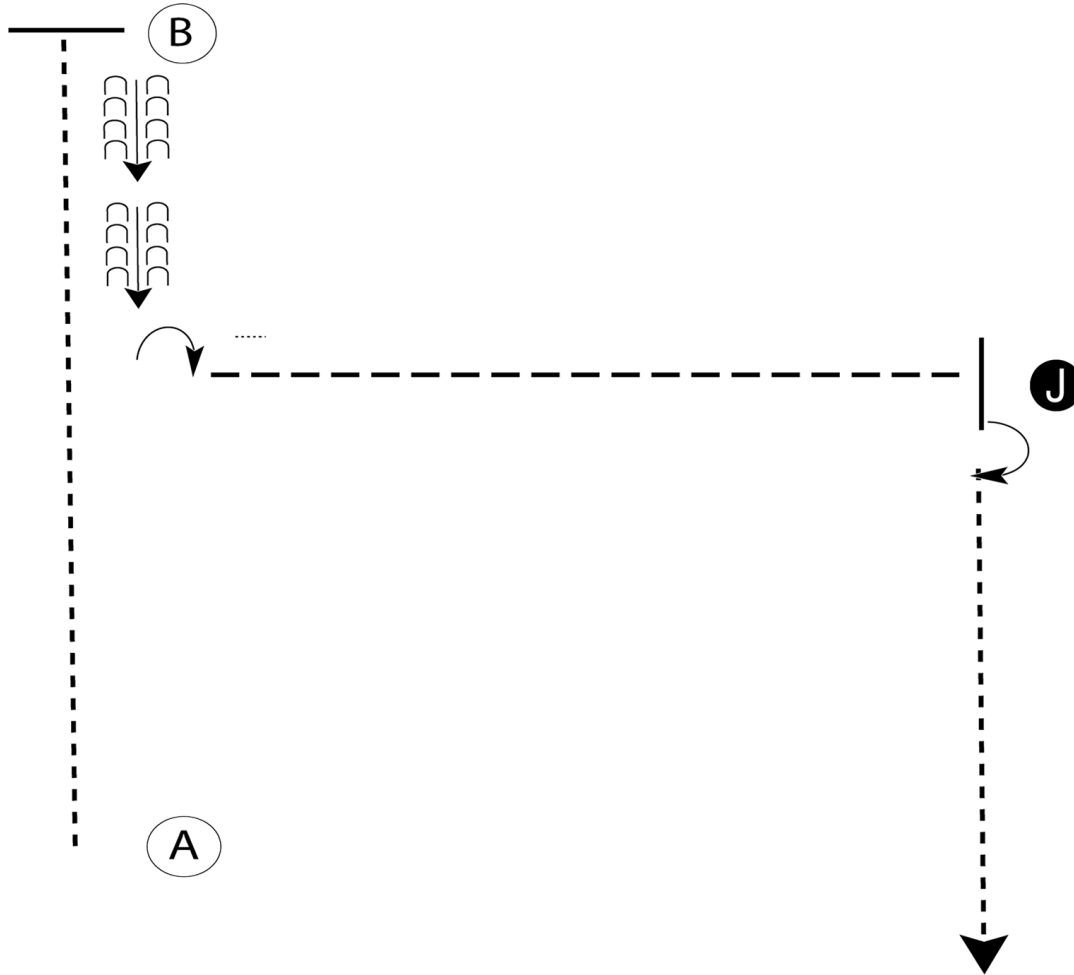
# October

## Pee Wee & Leadline Showmanship

Show Date:

w w w . H o r s e S h o w P a t t e r n s . c o m

w w w . H o r s e S h o w P a t t e r n s . c o m



1. Begin at A. Walk to B and stop.
2. Back until even with judge.
3. Perform a 90 degree turn. Trot to judge.
4. Stop, set up, inspection.
5. When dismissed, perform a 90 degree turn.
6. Walk to the line up or follow the directions of the ring steward.

Walk	-----
Trot	- - - - -
Back	← ↵ ↵
Marker	Ⓟ
Judge	Ⓝ

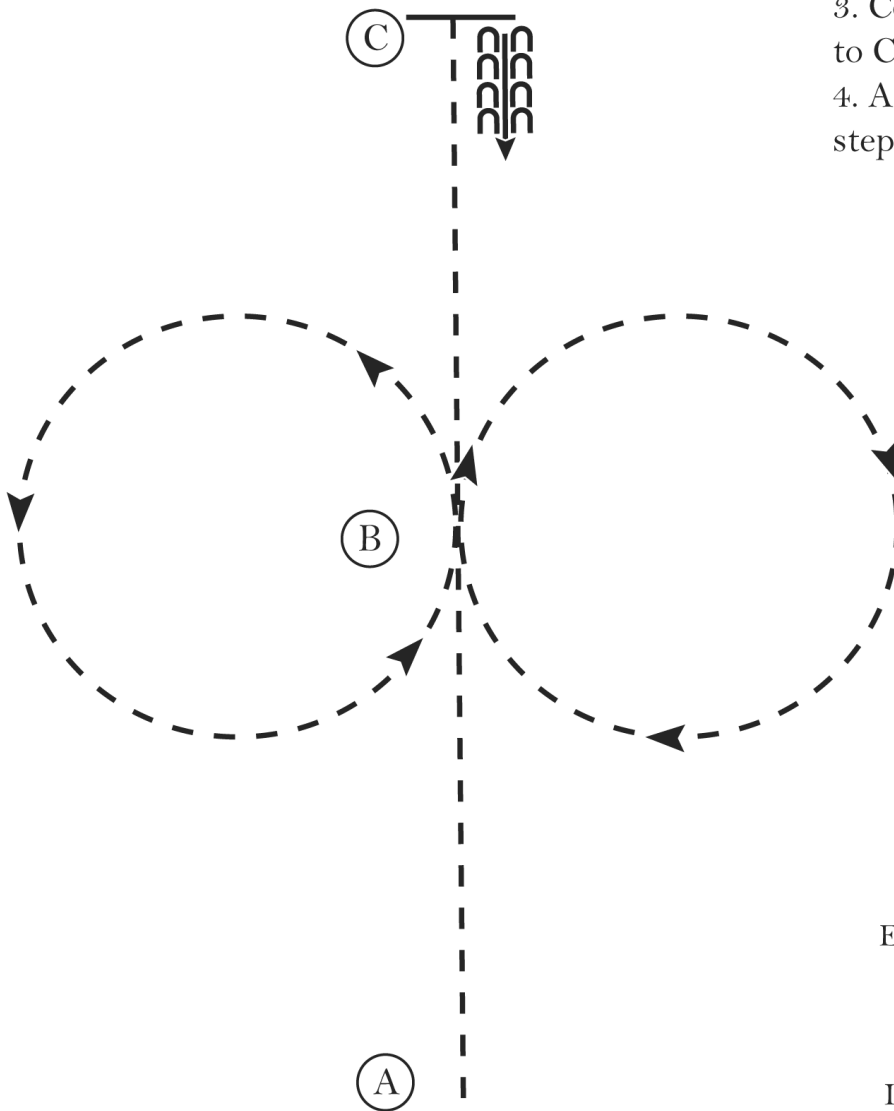
Pattern Provided by:

[S/WT-4]

# October

## Walk/Trot & Pee Wee Equitation Pattern

Show Date:



1. Jog A to B
2. At B perform a figure eight, beginning to the right
3. Continue the jog from B to C
4. At C stop and back 4 steps

Walk	.....
Jog	-----
Extended Jog	- - - - -
Lope	—————
Leg Yield	
Lead Change	↘
Back	←←←←←
Marker	(B)
Sidepass	←- - - ->

[WH/WT-5]

Pattern Provided by: