

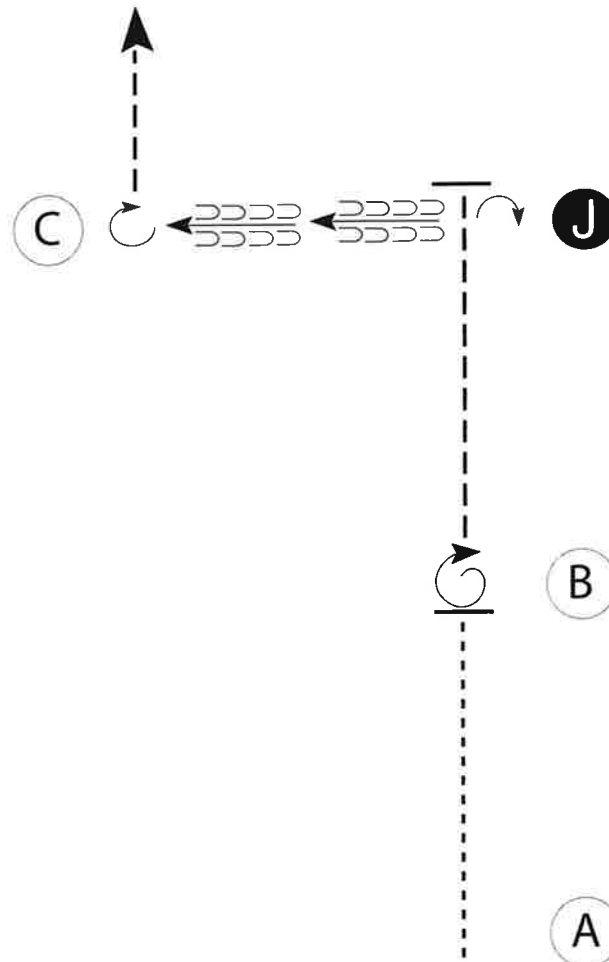
CVHS JULY ADDISON

Ranch Showmanship

Show Date: 07-06-2024

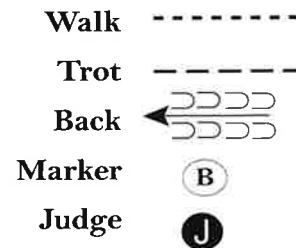
w w w . H o r s e S h o w P a t t e r n s . c o m

w w w . H o r s e S h o w P a t t e r n s . c o m



Be ready at A.

1. Walk A to B.
2. Stop at B and perform a 360 degree turn.
3. Trot until even with Judge.
4. Stop and perform a 90 degree turn; set up for inspection.
5. When dismissed, back to C.
6. Perform a 270 degree turn and trot straight away.



Follow the instructions of your ring steward.

[S/2-4]

Pattern Provided by:

CVHS JULY ADDISON

Pee Wee/Leadline (Class 9,10)

Show Date: 07-06-2024

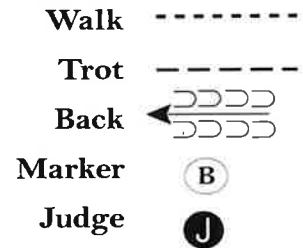
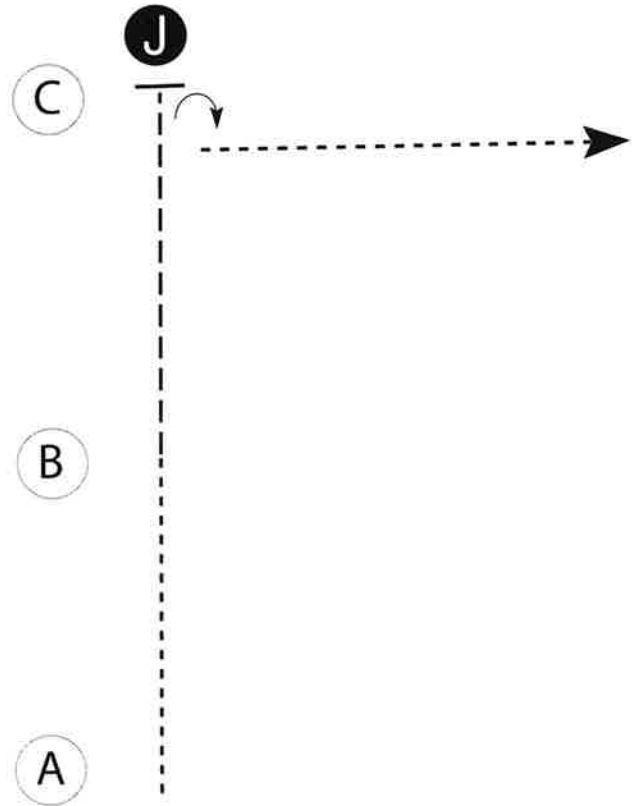
w w w . H o r s e S h o w P a t t e r n s . c o m

w w w . H o r s e S h o w P a t t e r n s . c o m

Be ready at A.

1. Walk to B.
2. Trot to C.
3. Stop and set up for inspection.
4. When dismissed, perform a 90 degree turn.
5. Walk straight away.

Follow the instructions of your ring steward.



[SWT-44]

Pattern Provided by:

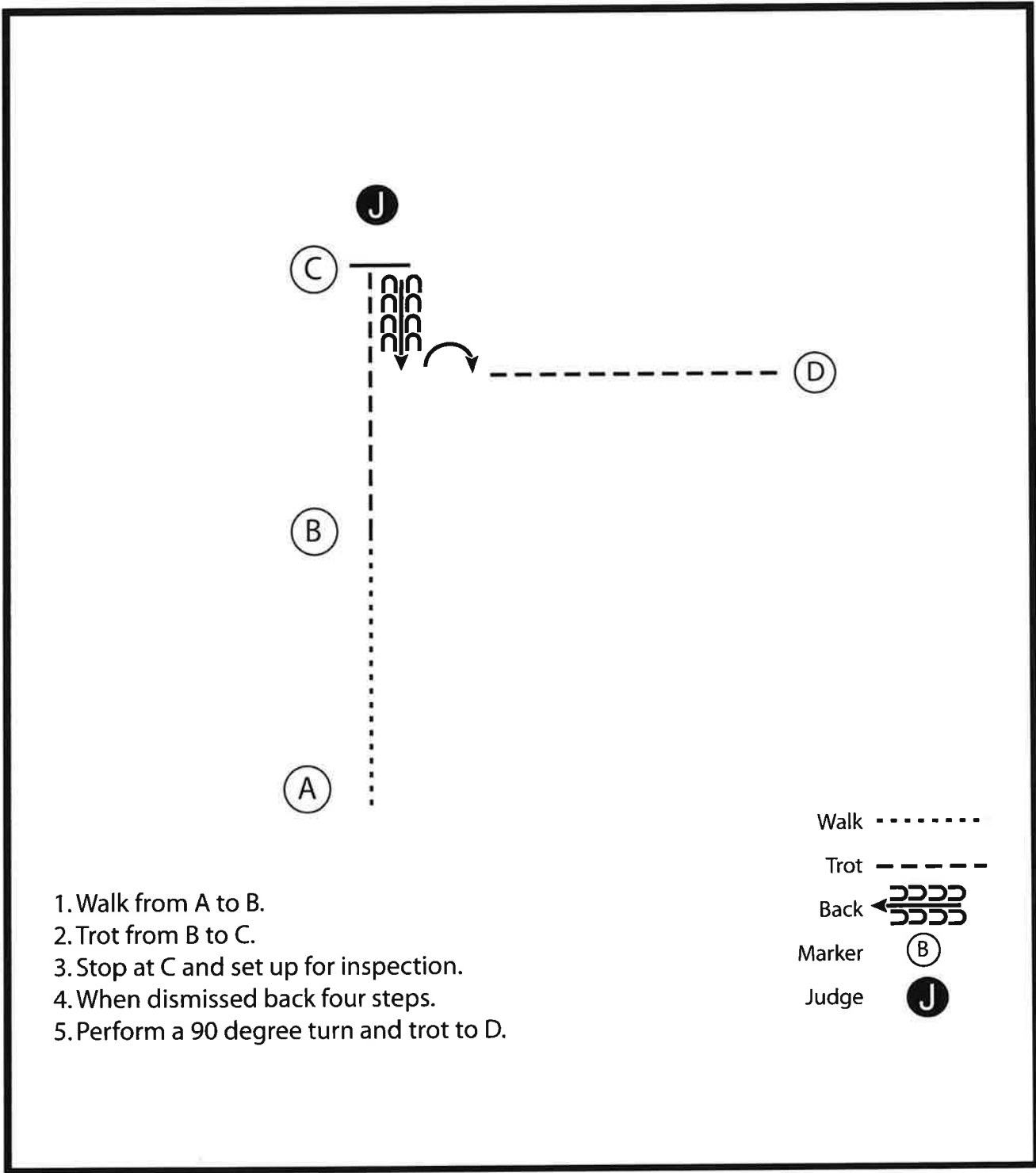
CVHS JULY ADDISON

Youth (Class 11,12,13,14)

Show Date: 07-06-2024

w w w . H o r s e S h o w P a t t e r n s . c o m

w w w . H o r s e S h o w P a t t e r n s . c o m



1. Walk from A to B.
2. Trot from B to C.
3. Stop at C and set up for inspection.
4. When dismissed back four steps.
5. Perform a 90 degree turn and trot to D.

- Walk (dotted line)
- Trot - - - - - (dashed line)
- Back ← (left-pointing arrow with hoof prints)
- Marker (B) (circle with B)
- Judge (J) (circle with J)

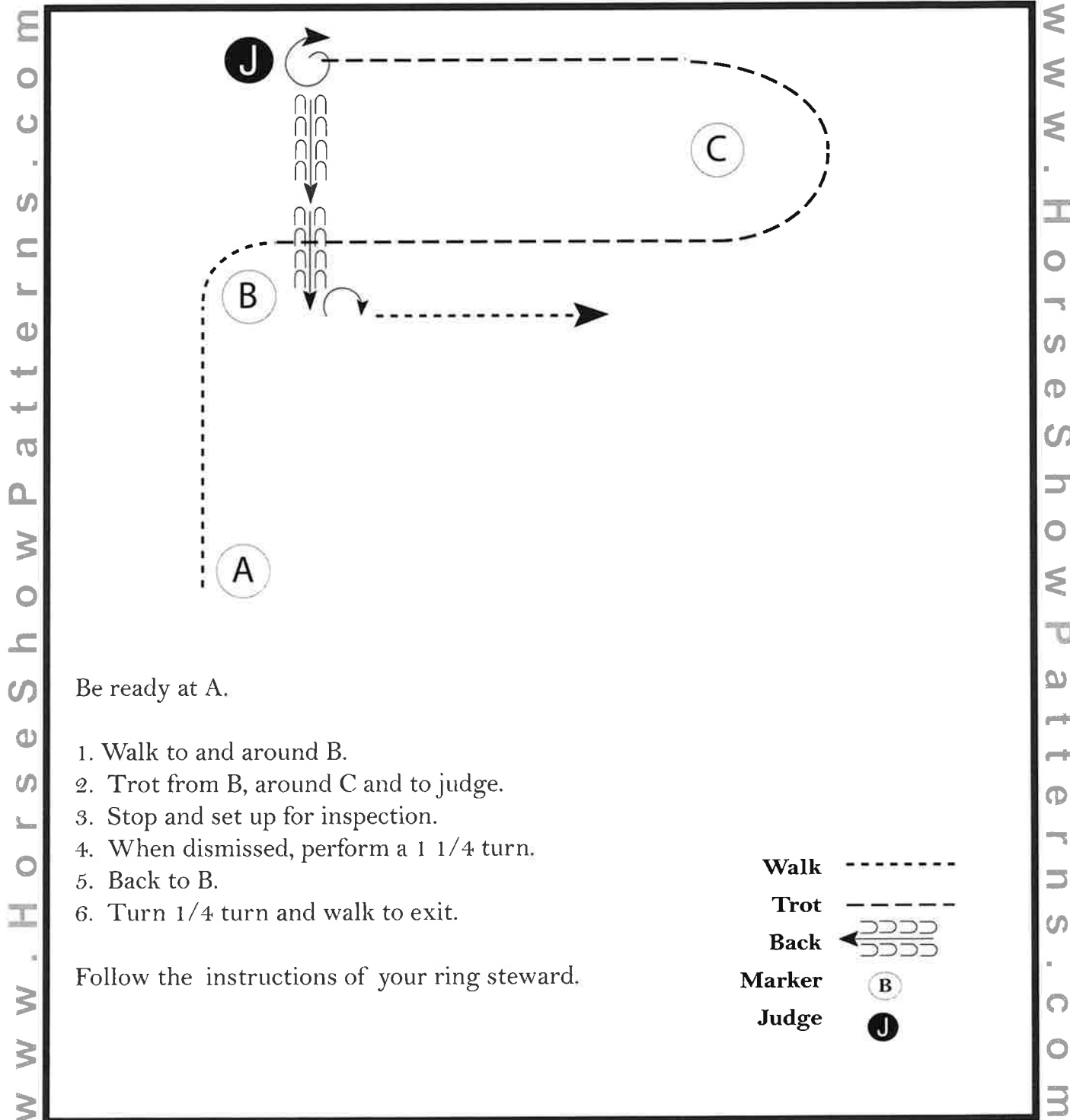
[S/2-7]

Pattern Provided by:

CVHS JULY ADDISON

Youth Championship

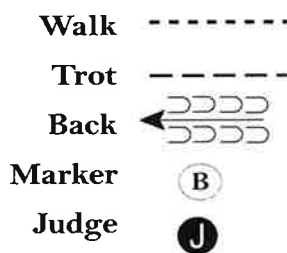
Show Date: 07-06-2024



Be ready at A.

1. Walk to and around B.
2. Trot from B, around C and to judge.
3. Stop and set up for inspection.
4. When dismissed, perform a 1 1/4 turn.
5. Back to B.
6. Turn 1/4 turn and walk to exit.

Follow the instructions of your ring steward.



[S/3-36]

Pattern Provided by:

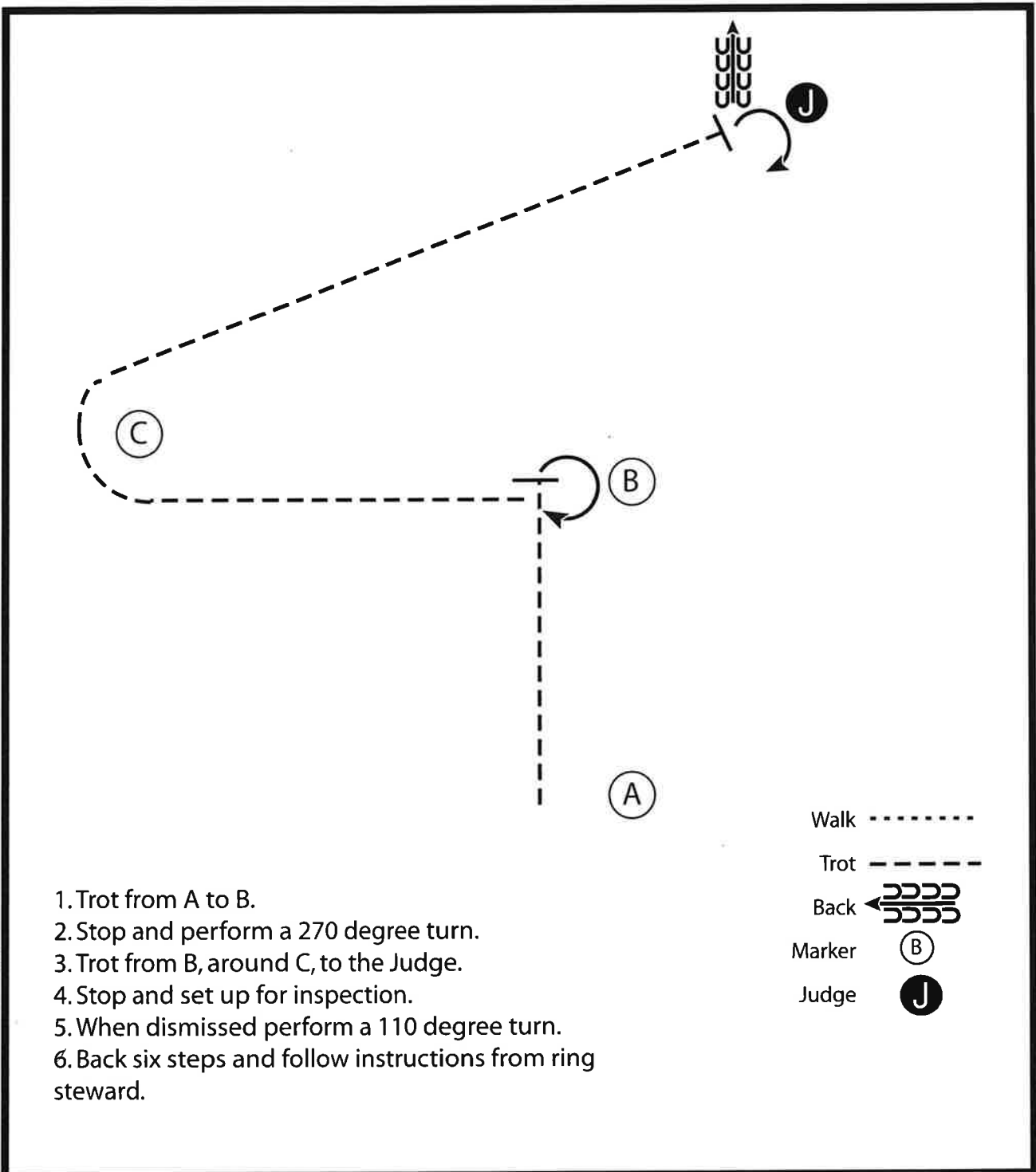
CVHS JULY ADDISON

Adult/Adult WT/Novice/Green (Class 15,16,17,18)

Show Date: 07-06-2024

w w w . H o r s e S h o w P a t t e r n s . c o m

w w w . H o r s e S h o w P a t t e r n s . c o m



[S/2-11]

Pattern Provided by:

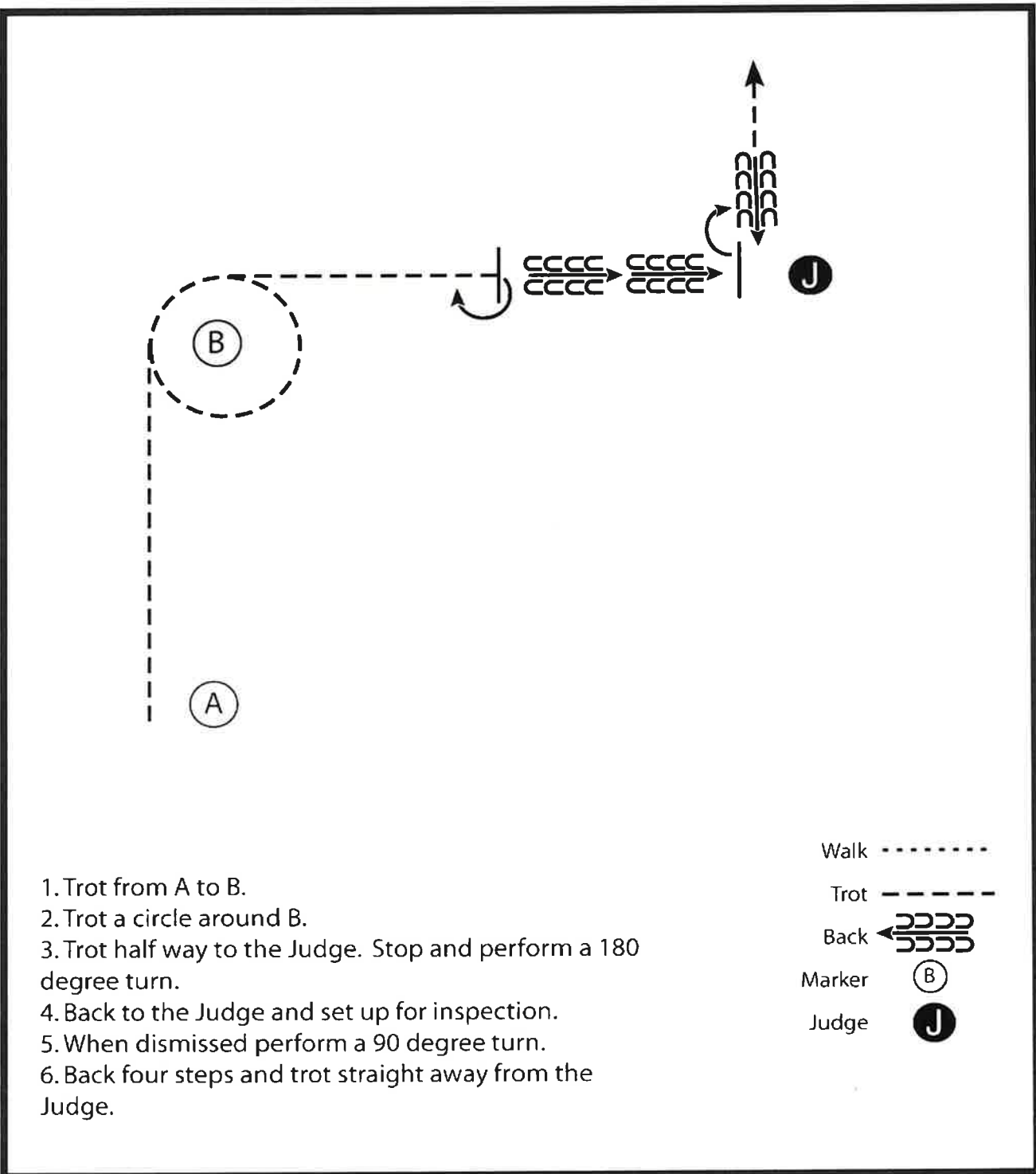
CVHS JULY ADDISON

Open Championship

Show Date: 07-06-2024

w w w . H o r s e S h o w P a t t e r n s . c o m

w w w . H o r s e S h o w P a t t e r n s . c o m



[S/3-15]

Pattern Provided by:

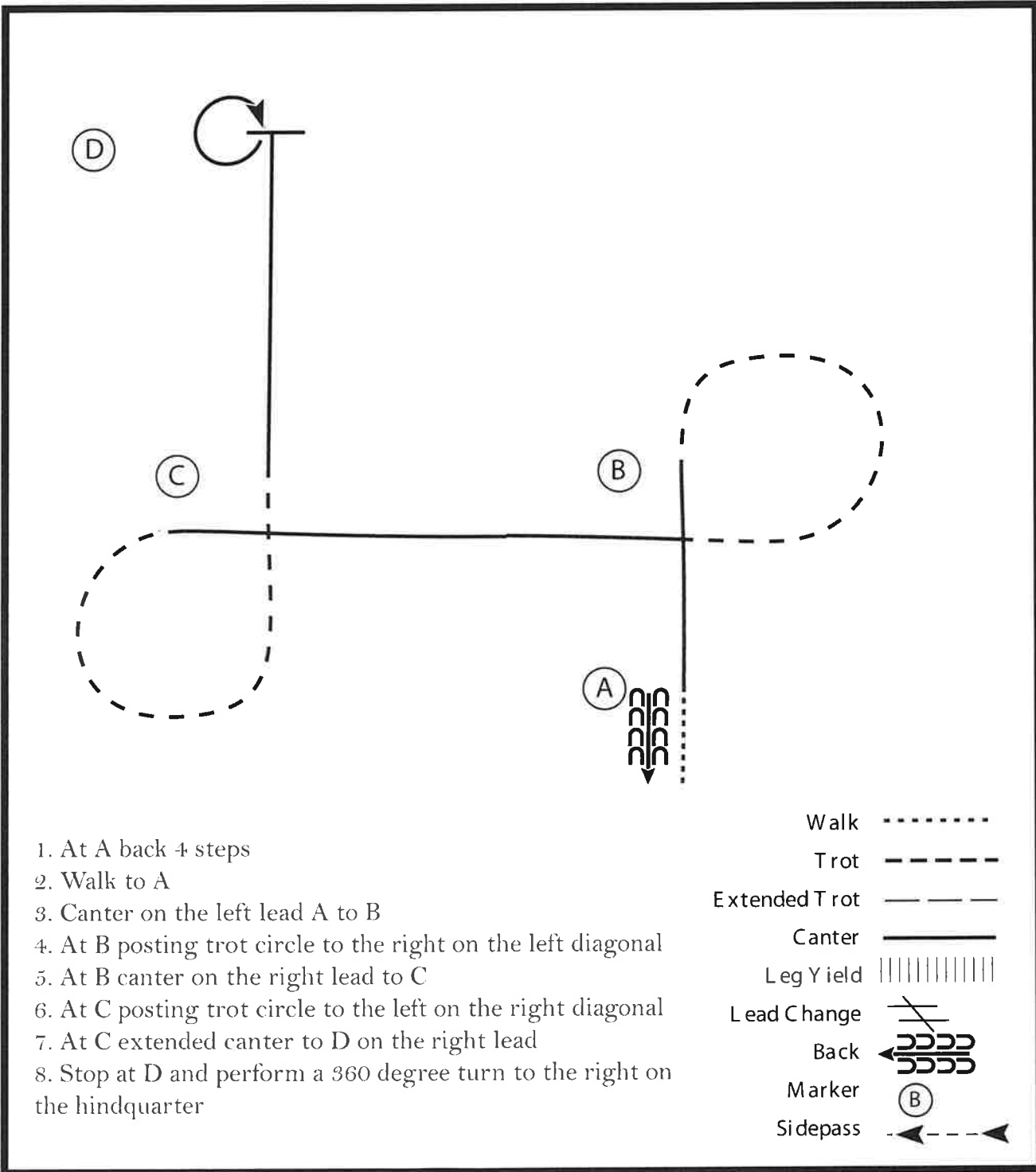
CVHS JULY ADDISON

Youth/Adult/Breed (Class 28,29,30,31)

Show Date: 07-06-2024

www.HorseShowPatterns.com

www.HorseShowPatterns.com



1. At A back 4 steps
2. Walk to A
3. Canter on the left lead A to B
4. At B posting trot circle to the right on the left diagonal
5. At B canter on the right lead to C
6. At C posting trot circle to the left on the right diagonal
7. At C extended canter to D on the right lead
8. Stop at D and perform a 360 degree turn to the right on the hindquarter

Walk
Trot	-----
Extended Trot	-----
Canter	—————
Leg Yield	
Lead Change	↘
Back	← ← ← ← ←
Marker	(B)
Sidepass	←-----←

[HSE/3-2]

Pattern Provided by:

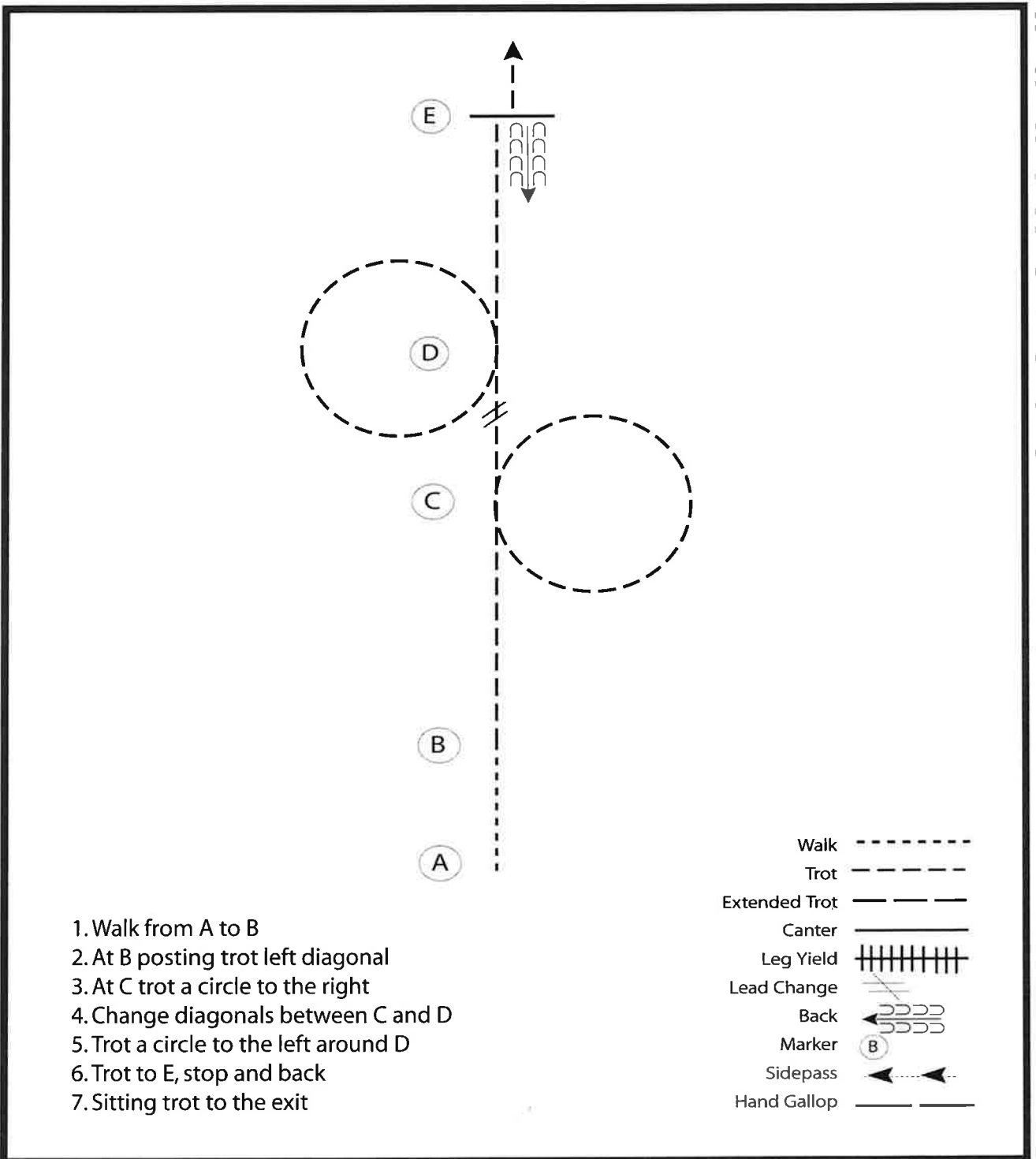
CVHS JULY ADDISON

Youth WT/Adult WT/Novice/Green (Class 32,33,34,35,36,37)

Show Date: 07-06-2024

w w w . H o r s e S h o w P a t t e r n s . c o m

w w w . H o r s e S h o w P a t t e r n s . c o m



1. Walk from A to B
2. At B posting trot left diagonal
3. At C trot a circle to the right
4. Change diagonals between C and D
5. Trot a circle to the left around D
6. Trot to E, stop and back
7. Sitting trot to the exit

Walk	-----
Trot	- - - - -
Extended Trot	—————
Canter	—————
Leg Yield	
Lead Change	↘
Back	←←←←←
Marker	Ⓚ
Sidepass	←·····→
Hand Gallop	—————

[HSE/WT-11]

Pattern Provided by:

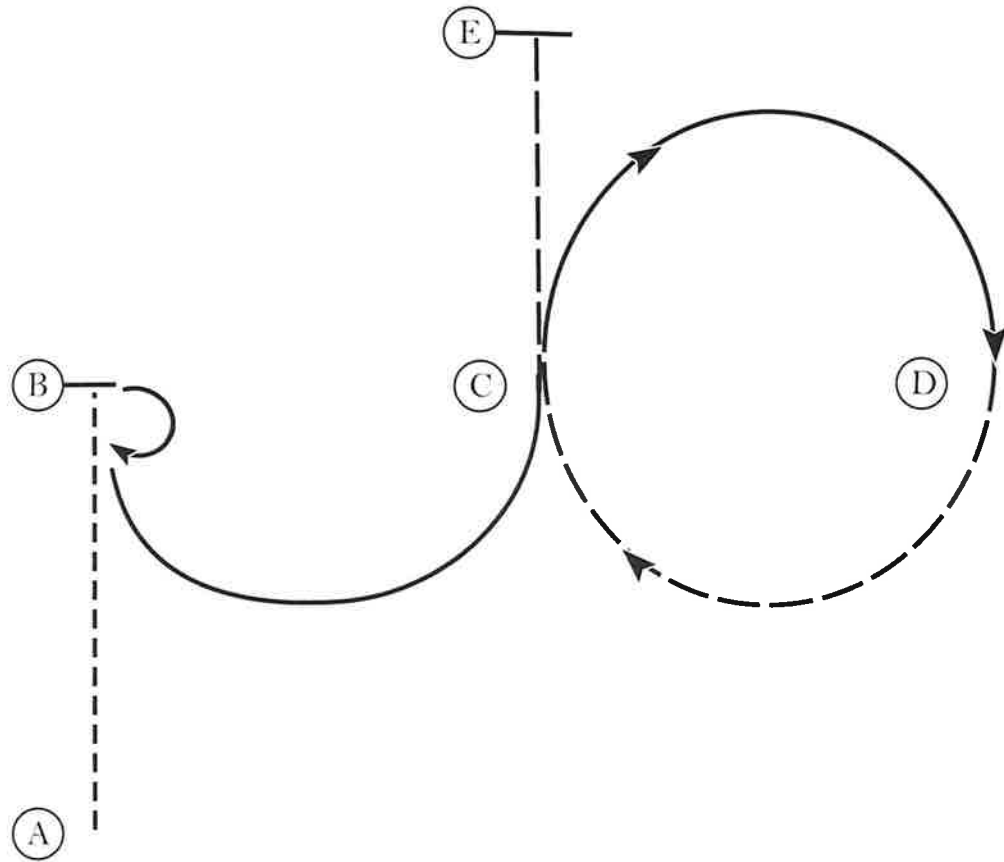
CVHS JULY ADDISON

Ranch Horsemanship OPen (Class 38)

Show Date: 07-06-2024

www.HorseShowPatterns.com

www.HorseShowPatterns.com

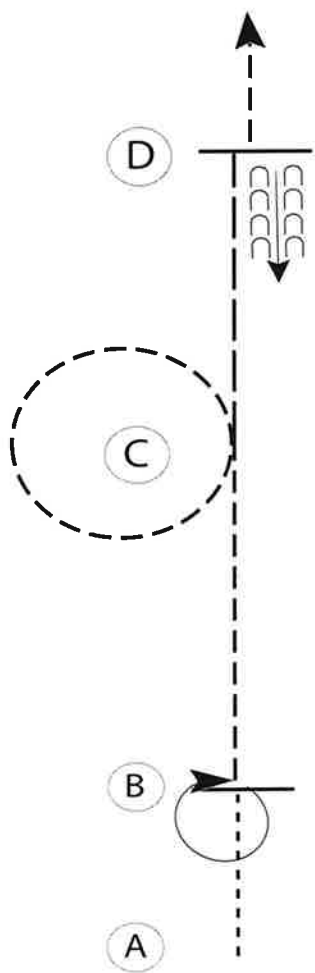


1. Jog A to B,
2. At B stop and perform a 180 degree turn to the right.
3. Lope on the right lead in a half circle to C.
4. At C maintain the right lead in a half circle to D.
5. At D extend the jog in a half circle to C and continue to E.
6. At E stop.

Walk
Jog	-----
Extended Jog	-----
Lope	————
Leg Yield	
Lead Change	↖ ↗
Back	←←←←
Marker	⊙
Sidepass	←---→

[WH/2-4]

Pattern Provided by:



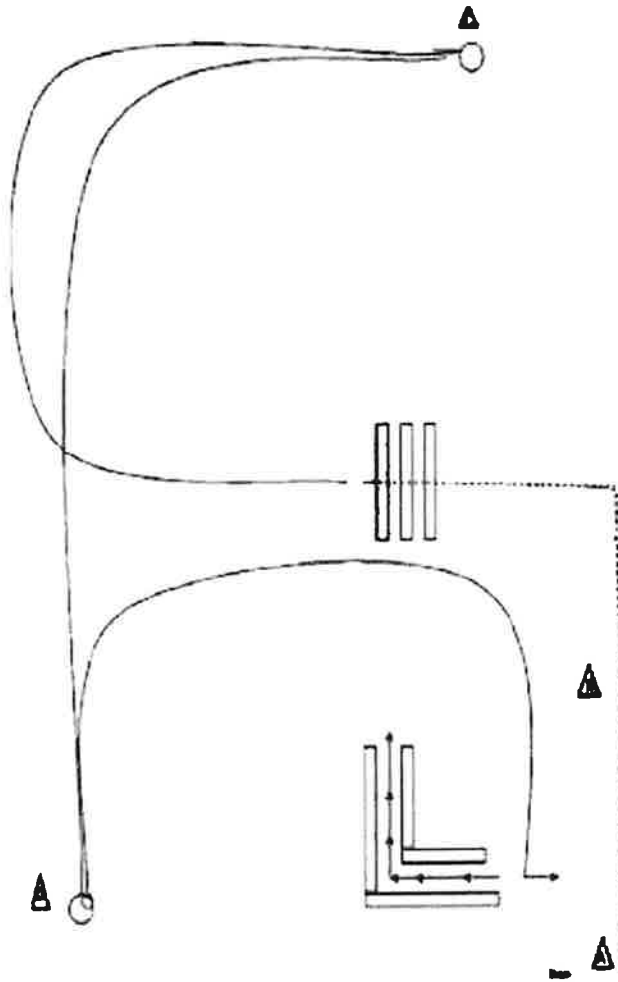
1. Walk from A to B
2. At B stop and perform a 360 degree turn on the hindquarters to the right
3. Jog to C, and jog a circle around C to the left
4. Extend the jog to D
5. At D stop, back five steps, and jog to the line

Walk	-----
Jog	- - - - -
Extended Jog	-----
Lope	—————
Leg Yield	
Lead Change	— / —
Back	← C C C C C
Marker	(B)
Sidepass	←-----→

[WH/WT-15]

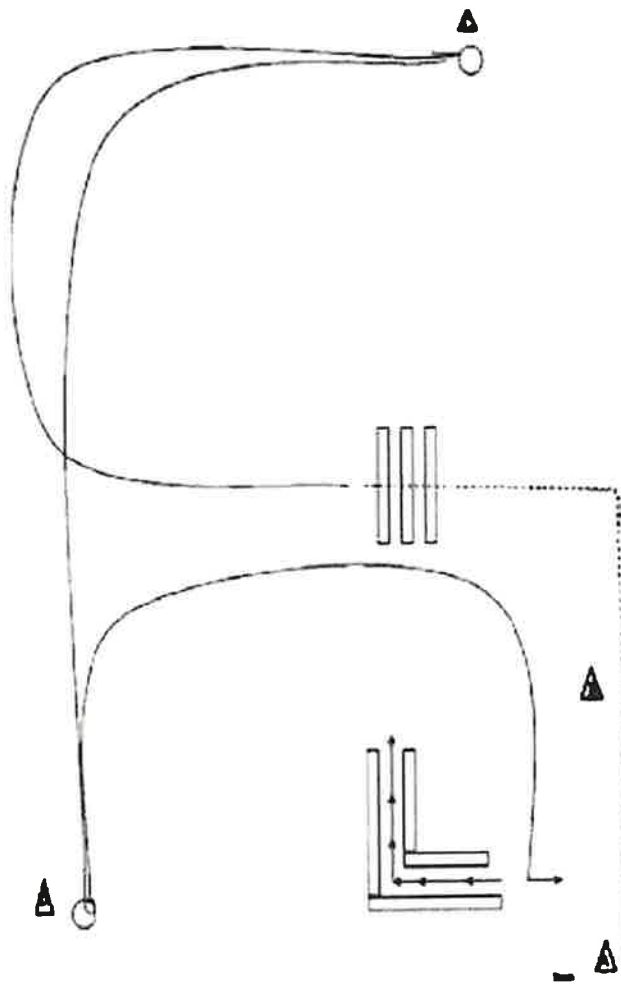
Pattern Provided by:

Ranchmanship Open Class 86



1. Walk A-B.
1. At cone B, trot to and over cross poles.
2. After poles are cleared, Lope right lead to cone.
3. Stop at cone.
4. 1 1/2 spins left
5. Lope left lead to cone; Stop.
6. 1 1/2 spins right.
7. Lope right lead to chute; Stop; 90° turn.
8. Back thru chute.

Ranchmanship Green Class 87



1. Walk A-B.
9. At cone B, trot to and over cross poles.
10. After poles are cleared, Extended trot to cone.
11. At cone, stop.
12. 1 ½ spins left.
13. Extended trot to cone; stop.
14. 1 ½ spins right.
15. Trot to chute; stop; 90° turn.
16. Back thru chute.